



Connectors > RF Coax Connectors > RF Connectors



RF Interface: **TNC**
RF Connector Style: **Plug**
RF Connector Mated Outer Diameter (Approximate): **16.26 mm [.64 in]**
Impedance: **75 Ω**
Compatible With RF Cable Type: **RG 179, RG 187**

Features

Product Type Features

RF Interface	TNC
RF Connector Style	Plug
Compatible With RF Cable Type	RG 179, RG 187
Connector & Contact Terminates To	Wire & Cable

Electrical Characteristics

Impedance	75 Ω
-----------	------

Body Features

Body Shape	Circular
Cable Connector Orientation	Straight
Body Material	Brass
Body Plating Material	Nickel

Contact Features

RF Connector Center Contact Underplating Material	Nickel
RF Connector Center Contact Plating Material	Gold
RF Connector Center Contact Material	Brass

Termination Features

Termination Method to Wire & Cable	Solder
------------------------------------	--------

Dimensions



Conductor Outside Diameter	.64 mm[.025 in]
Dielectric Outside Diameter (Max)	1.55 mm[.06 in]
Shield Outside Diameter (Min)	.9 – 3 mm[.035 – .118 in]
RF Connector Mated Outer Diameter (Approximate)	16.26 mm[.64 in]

Packaging Features

Packaging Method	Box
------------------	-----

Other

Coupling Nut Base Material	Brass
Dielectric Material	PTFE

Product Compliance

For compliance documentation, visit the product page on TE.com>

EU RoHS Directive 2011/65/EU	Not Compliant
EU ELV Directive 2000/53/EC	Not Compliant
China RoHS 2 Directive MIIT Order No 32, 2016	Restricted Materials Above Threshold
EU REACH Regulation (EC) No. 1907/2006	Current ECHA Candidate List: JUNE 2022 (224) Candidate List Declared Against: JUL 2021 (219) SVHC > Threshold: Pb (37% in Solder) Article Safe Usage Statements: Do not eat, drink or smoke when using this product. Wash thoroughly after handling. Recycle if possible and dispose of the article by following all applicable governmental regulations relevant to your geographic location.
Halogen Content	Low Bromine/Chlorine - Br and Cl < 900 ppm per homogenous material. Also BFR /CFR/PVC Free
Solder Process Capability	Not applicable for solder process capability

Product Compliance Disclaimer

This information is provided based on reasonable inquiry of our suppliers and represents our current actual knowledge based on the information they provided. This information is subject to change. The part numbers that TE has identified as EU RoHS compliant have a maximum concentration of 0.1% by weight in homogenous materials for lead, hexavalent chromium, mercury, PBB, PBDE, DBP, BBP, DEHP, DIBP, and 0.01% for cadmium, or qualify for an exemption to these limits as defined in the Annexes of Directive 2011/65/EU (RoHS2). Finished electrical and electronic equipment products will be CE marked as required by Directive 2011/65/EU. Components may not be CE marked. Additionally, the part numbers that TE has identified as EU ELV compliant have a maximum concentration of 0.1% by weight in homogenous materials for lead, hexavalent chromium, and mercury, and 0.01% for cadmium, or qualify for an exemption to these limits as defined in the Annexes of Directive 2000/53/EC (ELV). Regarding the REACH Regulation, the information TE provides on SVHC in articles for this part number is based on the latest European Chemicals Agency (ECHA) ‘Guidance on requirements for substances in articles’ posted at this URL: <https://echa.europa.eu/guidance-documents/guidance-on-reach>



Compatible Parts




TE Part # CJ2087-000
[HL2010E-KIT-120V](#)


Also in the Series | RAYCHEM RTD



PCB Headers & Receptacles(1)




RF Connectors(28)



RTD Probes & Assemblies(1)



Standard Labels(17)



Wire-to-Board Connector Contacts(1)

Documents

Product Drawings

[RTD-75-S-00](#)

English

Datasheets & Catalog Pages

[1654025_Sec8_BNC_TNC](#)

English

Harness Repair Products Quick Reference Guide

English

Product Specifications

[Installation Procedure for RF-One Step BNC and TNC Connector](#)

English