

787317-4 ✓ ACTIVE

CHAMP | CHAMP .050 Blindmate

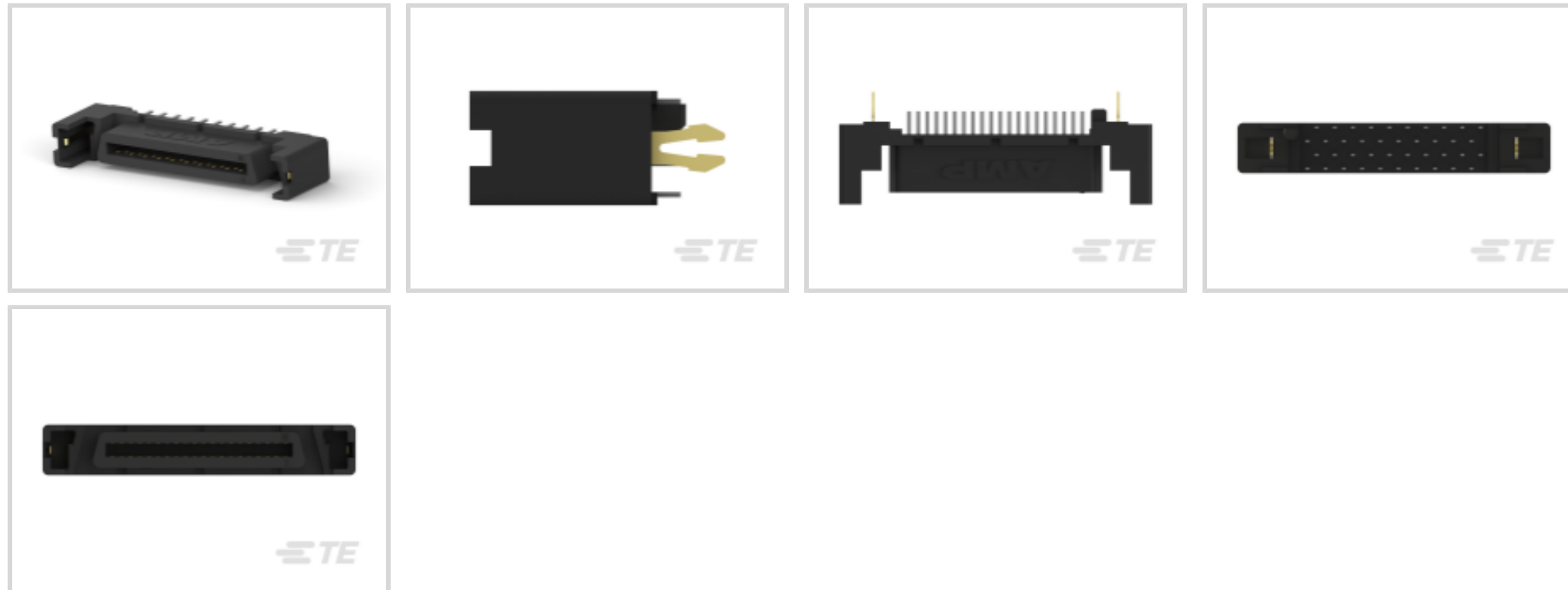
TE Internal #: 787317-4

PCB Mount Receptacle, Vertical, Board-to-Board, 40 Position, 1.27 mm [.05 in] Centerline, Gold (Au), Through Hole - Solder, CHAMP .050 Blindmate

[View on TE.com >](#)



Connectors > PCB Connectors > PCB Headers & Receptacles



PCB Connector Type: **PCB Mount Receptacle**

Connector System: **Board-to-Board**

Number of Positions: **40**

Centerline (Pitch): **1.27 mm [.05 in]**

PCB Mount Orientation: **Vertical**

## Features

### Product Type Features

PCB Connector Type	PCB Mount Receptacle
Connector System	Board-to-Board
Sealable	No
Connector & Contact Terminates To	Printed Circuit Board
Connector Product Type	Connector Assembly

### Configuration Features

Stackable	No
Number of Positions	40
PCB Mount Orientation	Vertical

### Electrical Characteristics

Operating Voltage	30 VAC
Insulation Resistance	2 MΩ

### Body Features

PCB Retention Feature Material	Brass
--------------------------------	-------



PCB Retention Feature Plating Material	Tin over Nickel
Connector Profile	Standard

### Contact Features

Contact Base Material	Phosphor Bronze
PCB Contact Termination Area Plating Material	Tin
Contact Mating Area Plating Material Finish	Matte
Contact Mating Area Plating Material Thickness	.76 $\mu$ m[30 $\mu$ in]
Contact Mating Area Plating Material	Gold (Au)
Contact Type	Socket
Contact Current Rating (Max)	3.35 A

### Termination Features

Rectangular Termination Post & Tail Width	.5 mm[.02 in]
Rectangular Termination Post & Tail Thickness	.32 mm[.013 in]
Termination Post & Tail Length	3.18 mm[.125 in]
Termination Method to PCB	Through Hole - Solder

### Mechanical Attachment

PCB Mount Retention Type	Boardlock, Retention Leg
PCB Mount Alignment Type	Post Polarization
Mating Alignment Type	Polarization
Connector Mounting Type	Board Mount
Mating Alignment	Without
PCB Mount Alignment	With
PCB Mount Retention	With

### Housing Features

Centerline (Pitch)	1.27 mm[.05 in]
Housing Material	Liquid Crystal Polymer (LCP)

### Dimensions

Connector Height	11.5 mm[.45 in] .76 in
------------------	---------------------------

### Usage Conditions

Housing Temperature Rating	High
Operating Temperature Range	-55 – 105 °C[-67 – 221 °F]



### Operation/Application

Circuit Application	Signal
---------------------	--------

### Industry Standards

UL Flammability Rating	UL 94V-0
------------------------	----------

### Packaging Features

Packaging Quantity	50
Packaging Method	Tube

### Product Compliance


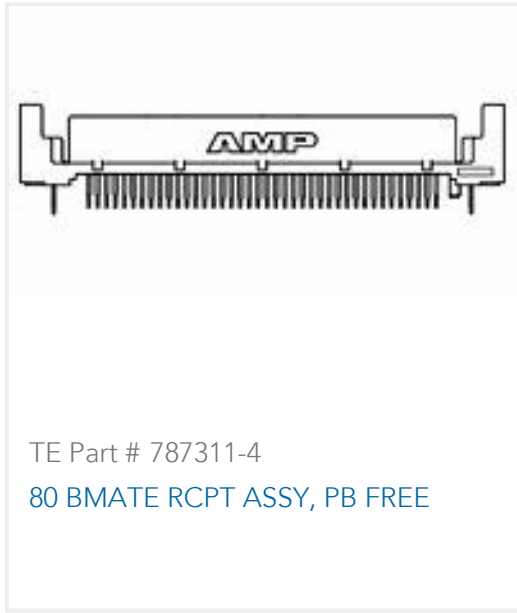
[For compliance documentation, visit the product page on TE.com>](#)

EU RoHS Directive 2011/65/EU	Compliant
EU ELV Directive 2000/53/EC	Compliant
China RoHS 2 Directive MIIT Order No 32, 2016	有害物质含量符合标准要求 No Restricted Substance(s) Above Threshold
EU REACH Regulation (EC) No. 1907/2006	Current ECHA Candidate List: JUNE 2025 (250) Candidate List Declared Against: JUNE 2025 (250) Does not contain REACH SVHC
Halogen Content	Low Halogen - Br, Cl, F < 900 ppm per homogenous material. Also BFR/CFR/PVC Free
Solder Process Capability	Pin-in-Paste capable to 260°C

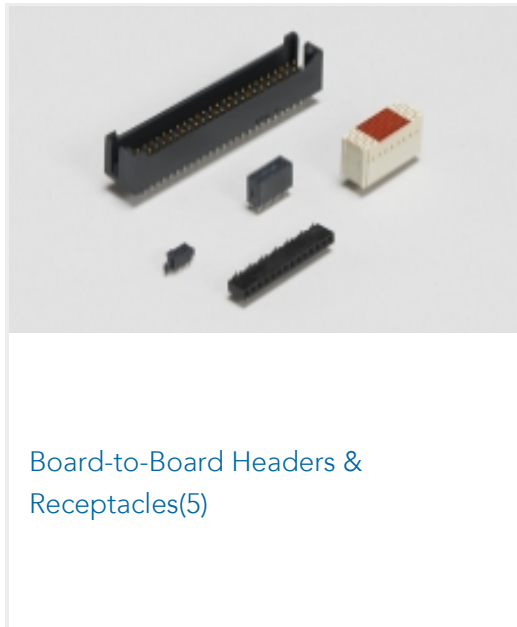
#### Product Compliance Disclaimer

This information is provided based on reasonable inquiry of our suppliers and represents our current actual knowledge based on the information they provided. This information is subject to change. The part numbers that TE has identified as EU RoHS compliant have a maximum concentration of 0.1% by weight in homogenous materials for lead, hexavalent chromium, mercury, PBB, PBDE, DBP, BBP, DEHP, DIBP, and 0.01% for cadmium, or qualify for an exemption to these limits as defined in the Annexes of Directive 2011/65/EU (RoHS2). Finished electrical and electronic equipment products will be CE marked as required by Directive 2011/65/EU. Components may not be CE marked. Additionally, the part numbers that TE has identified as EU ELV compliant have a maximum concentration of 0.1% by weight in homogenous materials for lead, hexavalent chromium, and mercury, and 0.01% for cadmium, or qualify for an exemption to these limits as defined in the Annexes of Directive 2000/53/EC (ELV). Regarding the REACH Regulation, the information TE provides on SVHC in articles for this part number is based on the latest European Chemicals Agency (ECHA) 'Guidance on requirements for substances in articles' posted at this URL: <https://echa.europa.eu/guidance-documents/guidance-on-reach>

### Compatible Parts



Also in the Series | **CHAMP .050 Blindmate**



Customers Also Bought





## Documents

### Product Drawings

[40 BMATE RCPT ASSY, PB FREE](#)

English

---

### CAD Files

[3D PDF](#)

English

Customer View Model

[ENG\\_CVM\\_787317-4\\_J.2d\\_dxf.zip](#)

English

Customer View Model

[ENG\\_CVM\\_787317-4\\_J.3d\\_igs.zip](#)

English

Customer View Model

[ENG\\_CVM\\_787317-4\\_J.3d\\_stp.zip](#)

English

By downloading the CAD file I accept and agree to the [Terms and Conditions](#) of use.

---

### Product Specifications

[Application Specification](#)

English

---

### Instruction Sheets

[Instruction Sheet \(U.S.\)](#)

English

[Instruction Sheet \(U.S.\)](#)

English