


# UM 45-D15SUB/S/ZFKDS

Order No.: 2293624


The illustration shows version UM 45-D 37SUB/S/ZFKDS



VARIOFACE module, with spring-cage connection and D-Subminiature pin strip, for mounting on NS 35/7.5, 15-pos.



## Commercial data

EAN	 4 017918 120528
Note	Made-to-order
Pack	1
Customs tariff	85369010
Gross weight in pieces	85.98 g
Country of Origin	DE
Catalog page information	Page 308 (IF-2011)

## Product notes

WEEE/RoHS-compliant since:  
14/07/2006



Please note that the data given here has been taken from the online catalog. For comprehensive information and data, please refer to the user documentation at <http://www.download.phoenixcontact.com>. The General Terms and Conditions of Use apply to Internet downloads.

## Technical data

### General data

Nominal voltage $U_N$	125 V AC/DC
Max. current carrying capacity per branch	2.5 A
	1.5 A (with even load on all branches)
Number of positions	15
Width	65 mm
Height	45 mm

Depth	50 mm
Status display	No
Ambient temperature (operation)	-20 °C ... 50 °C
Ambient temperature (storage/transport)	-20 °C ... 70 °C
Test voltage	800 V (50 Hz, 1 min.)
Mounting position	Any
Standards/regulations	IEC 60664
	DIN EN 50178
	IEC 62103
Pollution degree	2
Surge voltage category	II
Rated surge voltage	1.2 kV
Rated insulation voltage	125 V

#### Connection data for connection 1

Connection name	PCB connection
Connection in acc. with standard	IEC / EN
Connection method	Spring-cage connection
Conductor cross section solid min.	0.2 mm <sup>2</sup>
Conductor cross section solid max.	2.5 mm <sup>2</sup>
Conductor cross section stranded min.	0.2 mm <sup>2</sup>
Conductor cross section stranded max.	1.5 mm <sup>2</sup>
Conductor cross section AWG/kcmil min.	24
Conductor cross section AWG/kcmil max	14
Stripping length	8 mm

#### Connection data for connection 2

Connection name	D-SUB connection
Number of connections	1
Connection method	D-SUB pin strip
Number of positions	15

#### Certificates



---

Certification

GOST

Certifications applied for:

Certification Ex:

---

## Accessories

Item	Designation	Description
<b>Cable/conductor</b>		
2302421	CABLE D-SUB-B-B-S/.../.../...	Shielded round cable, assembled with two D-SUB female connectors, variable cable length
2302340	CABLE D-SUB-S/.../.../...	Shielded round cable, assembled with one D-SUB male and one female connector, variable cable length
2926085	CABLE-D-15SUB/F/OE/0,25/S/0,5M	Shielded cable with a 15-pos. D-SUB female connector and one open end. The individual wires are labeled 1 to 15 and fitted with ferrules. The braided shield is routed to a separate cable end. Cable length: 0.5 m.
2926098	CABLE-D-15SUB/F/OE/0,25/S/1,0M	Shielded cable with a 15-pos. D-SUB female connector and one open end. The individual wires are labeled 1 to 15 and fitted with ferrules. The braided shield is routed to a separate cable end. Cable length: 1 m.
2926108	CABLE-D-15SUB/F/OE/0,25/S/1,5M	Shielded cable with a 15-pos. D-SUB female connector and one open end. The individual wires are labeled 1 to 15 and fitted with ferrules. The braided shield is routed to a separate cable end. Cable length: 1.5 m.
2926111	CABLE-D-15SUB/F/OE/0,25/S/2,0M	Shielded cable with a 15-pos. D-SUB female connector and one open end. The individual wires are labeled 1 to 15 and fitted with ferrules. The braided shield is routed to a separate cable end. Cable length: 2 m.
2926124	CABLE-D-15SUB/F/OE/0,25/S/3,0M	Shielded cable with a 15-pos. D-SUB female connector and one open end. The individual wires are labeled 1 to 15 and fitted with ferrules. The braided shield is routed to a separate cable end. Cable length: 3 m.
2926137	CABLE-D-15SUB/F/OE/0,25/S/4,0M	Shielded cable with a 15-pos. D-SUB female connector and one open end. The individual wires are labeled 1 to 15 and fitted with ferrules. The braided shield is routed to a separate cable end. Cable length: 4 m.
2926140	CABLE-D-15SUB/F/OE/0,25/S/6,0M	Shielded cable with a 15-pos. D-SUB female connector and one open end. The individual wires are labeled 1 to 15 and fitted with ferrules. The braided shield is routed to a separate cable end. Cable length: 6 m.
2302052	CABLE-D15SUB/B/S/ 50/ KONFEK/S	Round shielded cable set, with 15-pos. D-SUB female and male connectors, cable length: 0.5 m

2302065	CABLE-D15SUB/B/S/100/ KONFEK/S	Round shielded cable set, with 15-pos. D-SUB female and male connectors, cable length: 1 m
2302078	CABLE-D15SUB/B/S/150/ KONFEK/S	Round shielded cable set, with 15-pos. D-SUB female and male connectors, cable length: 1.5 m
2302081	CABLE-D15SUB/B/S/200/ KONFEK/S	Round shielded cable set, with 15-pos. D-SUB female and male connectors, cable length: 2 m
2302094	CABLE-D15SUB/B/S/300/ KONFEK/S	Round shielded cable set, with 15-pos. D-SUB female and male connectors, cable length: 3 m
2302104	CABLE-D15SUB/B/S/400/ KONFEK/S	Round shielded cable set, with 15-pos. D-SUB female and male connectors, cable length: 4 m
2302117	CABLE-D15SUB/B/S/600/ KONFEK/S	Round shielded cable set, with 15-pos. D-SUB female and male connectors, cable length: 6 m

### General

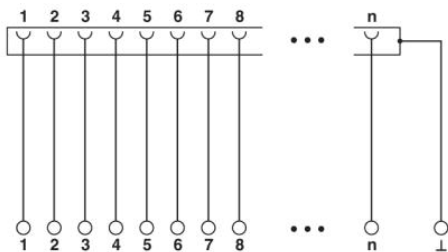
2900905	CABLE-D-15SUB-F-OE-0,25-S/...	Shielded cable with a 15-pos. D-SUB female connector and one open end. The individual wires are labeled 1 to 15 and fitted with ferrules. The braided shield is routed to a separate cable end. Cable length: variable.
---------	-------------------------------	---

### Tools

1204504	SZF 0-0,4X2,5	Actuation tool, for ST terminal blocks, also suitable for use as a bladed screwdriver, size: 0.4 x 2.5 x 75 mm, 2-component grip, with non-slip grip
---------	---------------	--

### Drawings

#### Circuit diagram



---

**Address**

PHOENIX CONTACT Ltd  
Halesfield 13  
Telford / Shropshire / TF7 4PG, England  
Phone 01952 681 700  
Fax 01952 681 799  
<http://www.phoenixcontact.co.uk>



Phoenix Contact Ltd.  
Technical modifications reserved;