


UTME 6

Order No.: 3047400



<http://eshop.phoenixcontact.de/phoenix/treeViewClick.do?UID=3047400>

Feed-through terminal block, Type of connection: Screw connection,
Cross section: 0.2 mm² - 10 mm², AWG 24 - 8, Width: 8.2 mm,
Color: gray

Commercial data	
EAN	4046356291101
Pack	50 pcs.
Customs tariff	85369010
Weight/Piece	0.029236 KG
Product key	01843
Catalog page information	Page 61 (CL-2009)

Product notes

WEEE/RoHS-compliant since:
04/26/2007



<http://www.download.phoenixcontact.com>
Please note that the data given here has been taken from the online catalog. For comprehensive information and data, please refer to the user documentation. The General Terms and Conditions of Use apply to Internet downloads.

Product description

Test disconnect terminal block

Technical data

General

Number of levels	1
------------------	---

Number of connections	2
Color	gray
Insulating material	PA
Inflammability class acc. to UL 94	V0

Dimensions

Width	8.2 mm
Length	100.8 mm
Height NS 35/7,5	49.6 mm
Height NS 35/15	57.1 mm

Technical data

Rated surge voltage	6 kV
Surge voltage category	III
Insulating material group	I
Connection in acc. with standard	IEC 60947-7-1
Nominal current I_N	30 A
Nominal voltage U_N	500 V
Open side panel	ja

Connection data

Conductor cross section solid min.	0.2 mm ²
Conductor cross section solid max.	10 mm ²
Conductor cross section stranded min.	0.2 mm ²
Conductor cross section stranded max.	10 mm ²
Conductor cross section AWG/kcmil min.	24
Conductor cross section AWG/kcmil max	8
Conductor cross section stranded, with ferrule without plastic sleeve min.	0.25 mm ²
Conductor cross section stranded, with ferrule without plastic sleeve max.	6 mm ²
Conductor cross section stranded, with ferrule with plastic sleeve min.	0.25 mm ²
Conductor cross section stranded, with ferrule with plastic sleeve max.	6 mm ²
2 conductors with same cross section, solid min.	0.2 mm ²
2 conductors with same cross section, solid max.	2.5 mm ²
2 conductors with same cross section, stranded min.	0.2 mm ²

2 conductors with same cross section, stranded max.	2.5 mm ²
2 conductors with same cross section, stranded, TWIN ferrules with plastic sleeve, min.	0.5 mm ²
2 conductors with same cross section, stranded, TWIN ferrules with plastic sleeve, max.	4 mm ²
2 conductors with same cross section, stranded, ferrules without plastic sleeve, min.	0.25 mm ²
2 conductors with same cross section, stranded, ferrules without plastic sleeve, max.	2.5 mm ²
Type of connection	Screw connection
Stripping length	10 mm
Internal cylindrical gage	A5
Screw thread	M4
Tightening torque, min	1.5 Nm
Tightening torque max	1.8 Nm

Certificates / Approvals



Certification CUL, UL

CUL

Nominal voltage U _N	600 V
Nominal current I _N	30 A
AWG/kcmil	24-8

UL

Nominal voltage U _N	600 V
Nominal current I _N	30 A
AWG/kcmil	24-8

Accessories

Item	Designation	Description
Assembly		
3034374	APH-ME	Cover profile carrier for mounting on NS 35/7,5 DIN rail for attaching the cover profile AP-ME

3034358	APT-ME	Cover profile carrier for mounting on NS 35/7,5 DIN rail for attaching the cover profile AP-ME
3047426	D-UTME 6	Cover, Length: 99.8 mm, Width: 2.2 mm, Height: 49.6 mm, Color: gray

Bridges

3032376	FBS 1-4/8	Bridge for potential distribution, Number of positions: 2, Color: red
3032363	FBS 1/3-8	Bridge for potential distribution, Number of positions: 2, Color: red
3032389	FBS 1/3/5-8	Bridge for potential distribution, Number of positions: 3, Color: red
3030284	FBS 2-8	Cross connector/jumper for modular terminal block, Number of positions: 2, Color: red
3030297	FBS 3-8	Cross connector/jumper for modular terminal block, Number of positions: 3, Color: red
3030307	FBS 4-8	Cross connector/jumper for modular terminal block, Number of positions: 4, Color: red
3030310	FBS 5-8	Cross connector/jumper for modular terminal block, Number of positions: 5, Color: red
3032470	FBS 6-8	Bridge for potential distribution, Number of positions: 6, Color: red
3032402	FBS 1/4/7/10-8	Bridge for potential distribution, Number of positions: 3, Color: red
3030323	FBS 10-8	Cross connector/jumper for modular terminal block, Number of positions: 10, Color: red

General

3034361	AP-ME METER	Cover profile for covering terminal strips, snaps onto cover profile carrier APT-ME or end clamp APH-ME. A cover profile carrier is to be positioned at the ends and at intervals of around 40 cm. Supply length: 1 m
3034442	C-ME 6/2	
3034387	CARRIER 35-8	End bracket, Width: 8.2 mm, Color: gray
3034439	S-ME 6	
3034468	SB-ME 2-8	Switching jumper, Length: 24.7 mm, Width: 16.4 mm, Height: 47.42 mm, Number of positions: 2, Color: gray/orange
3034468	SB-ME 2-8	Switching jumper, Length: 24.7 mm, Width: 16.4 mm, Height: 47.42 mm, Number of positions: 2, Color: gray/orange
3032800	SB-ME 3-8	Switching jumper, Length: 24.7 mm, Width: 24.6 mm, Height: 47.42 mm, Number of positions: 3, Color: gray/orange
3032800	SB-ME 3-8	Switching jumper, Length: 24.7 mm, Width: 24.6 mm, Height: 47.42 mm, Number of positions: 3, Color: gray/orange
3034484	SB-ME 4-8	Switching jumper, Length: 24.7 mm, Width: 32.8 mm, Height: 47.42 mm, Number of positions: 4, Color: gray/orange
3034484	SB-ME 4-8	Switching jumper, Length: 24.7 mm, Width: 32.8 mm, Height: 47.42 mm, Number of positions: 4, Color: gray/orange

Plug/Adapter

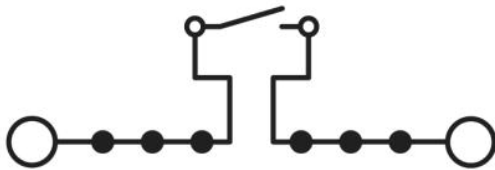
3032774	PAI-4-FIX BK 9005	Test adapter, Color: black
3032787	PAI-4-FIX BN 8028	Test adapter, Color: brown
3032729	PAI-4-FIX BU 5015	Test adapter, Color: blue
3032758	PAI-4-FIX GN	Test adapter, Color: green
3032790	PAI-4-FIX GY 7042	Test adapter, Color: gray
3034455	PAI-4-FIX OG 2003	Test adapter, Length: 6.5 mm, Width: 6 mm, Height: 51 mm, Color: orange
3032732	PAI-4-FIX RD 3001	Test adapter, Color: red
3032761	PAI-4-FIX VT 4005/1	Test adapter, Color: violet
3031005	PS-8	Test adapter, Color: red

Tools

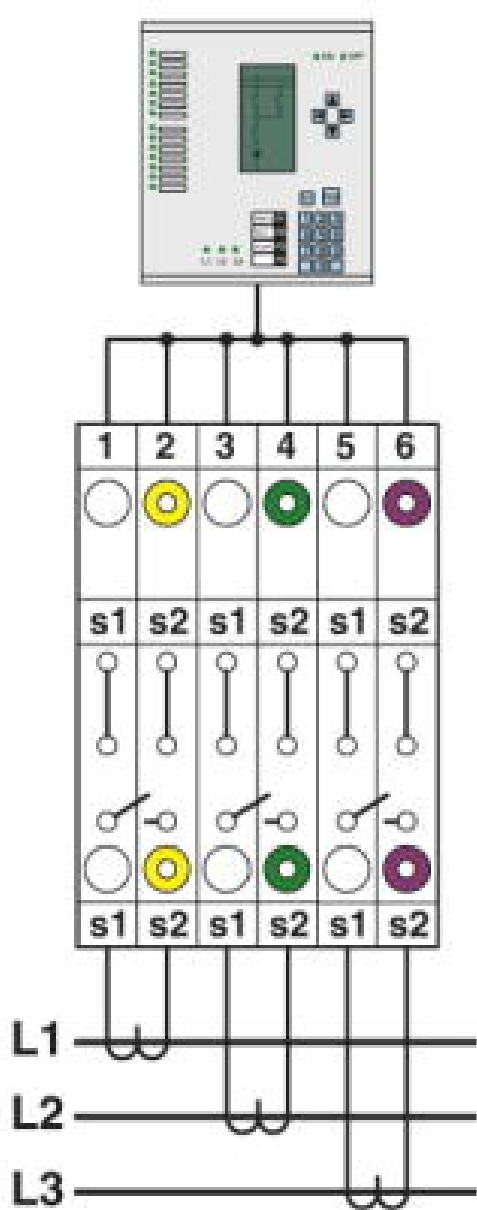
1205066	SZS 1,0X4,0	Screwdriver, bladed, matches all screw terminal blocks with 10 mm ² and 16 mm ² connection cross section, blade: 1.0 x 4.0 mm
---------	-------------	---

Drawings

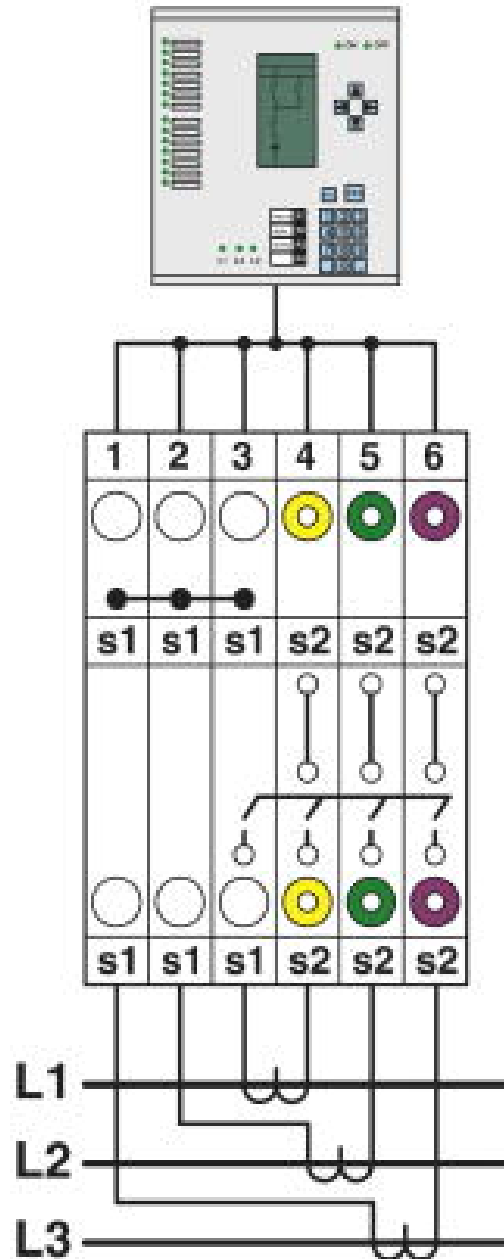
Circuit diagram



Schematic diagram

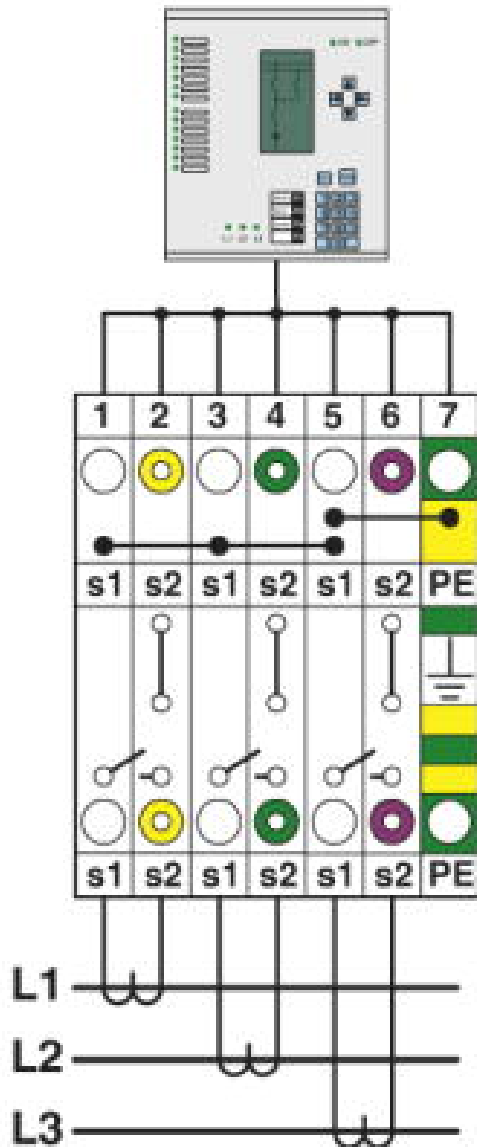


Simple three-phase current transformer set



Interlinked three-phase current transformer set

Interlinked three-phase current transformer set with grounded star point



Address

PHOENIX CONTACT GmbH & Co. KG
Flachsmarktstr. 8
32825 Blomberg, Germany
Phone +49 5235 3 00
Fax +49 5235 3 41200
<http://www.phoenixcontact.de>



© 2009 Phoenix Contact
Technical modifications reserved;