

# Printed-circuit board connector - SMSTB 2,5/23-ST-5,08 - 1850628

Please be informed that the data shown in this PDF Document is generated from our Online Catalog. Please find the complete data in the user's documentation. Our General Terms of Use for Downloads are valid (<http://phoenixcontact.com/download>)

Plug component, Nominal current: 12 A, Rated voltage (III/2): 320 V, Number of positions: 23, Pitch: 5.08 mm, Connection method: Screw connection, Color: green, Contact surface: Tin



The figure shows a 10-position version of the product



## Key commercial data

Packing unit	50 pc
GTIN	 4 017918 052270
Weight per Piece (excluding packing)	42.89 g
Custom tariff number	85366990
Country of origin	Germany
Note	Made to Order (non-returnable)

## Technical data

### Dimensions

Pitch	5.08 mm
Dimension a	111.76 mm

### General

Range of articles	SMSTB 2,5/...-ST
Insulating material group	I
Rated surge voltage (III/3)	4 kV
Rated surge voltage (III/2)	4 kV
Rated surge voltage (II/2)	4 kV
Rated voltage (III/3)	250 V
Rated voltage (III/2)	320 V
Rated voltage (II/2)	630 V
Connection in acc. with standard	EN-VDE
Nominal current I <sub>N</sub>	12 A
Nominal cross section	2.5 mm <sup>2</sup>

# Printed-circuit board connector - SMSTB 2,5/23-ST-5,08 - 1850628

## Technical data

### General

Maximum load current	12 A (with 2.5 mm <sup>2</sup> conductor cross section)
Insulating material	PA
Inflammability class according to UL 94	V0
Internal cylindrical gage	A3
Stripping length	7 mm
Number of positions	23
Screw thread	M3
Tightening torque, min	0.5 Nm
Tightening torque max	0.6 Nm

### Connection data

Conductor cross section solid min.	0.2 mm <sup>2</sup>
Conductor cross section solid max.	2.5 mm <sup>2</sup>
Conductor cross section stranded min.	0.2 mm <sup>2</sup>
Conductor cross section stranded max.	2.5 mm <sup>2</sup>
Conductor cross section stranded, with ferrule without plastic sleeve min.	0.25 mm <sup>2</sup>
Conductor cross section stranded, with ferrule without plastic sleeve max.	2.5 mm <sup>2</sup>
Conductor cross section stranded, with ferrule with plastic sleeve min.	0.25 mm <sup>2</sup>
Conductor cross section stranded, with ferrule with plastic sleeve max.	2.5 mm <sup>2</sup>
Conductor cross section AWG/kcmil min.	24
Conductor cross section AWG/kcmil max	12
2 conductors with same cross section, solid min.	0.2 mm <sup>2</sup>
2 conductors with same cross section, solid max.	1 mm <sup>2</sup>
2 conductors with same cross section, stranded min.	0.2 mm <sup>2</sup>
2 conductors with same cross section, stranded max.	1.5 mm <sup>2</sup>
2 conductors with same cross section, stranded, ferrules without plastic sleeve, min.	0.25 mm <sup>2</sup>
2 conductors with same cross section, stranded, ferrules without plastic sleeve, max.	1 mm <sup>2</sup>
2 conductors with same cross section, stranded, TWIN ferrules with plastic sleeve, min.	0.5 mm <sup>2</sup>
2 conductors with same cross section, stranded, TWIN ferrules with plastic sleeve, max.	1.5 mm <sup>2</sup>
Minimum AWG according to UL/CUL	30
Maximum AWG according to UL/CUL	12

## Classifications

### eCl@ss

eCl@ss 4.0	272607xx
eCl@ss 4.1	27260701

# Printed-circuit board connector - SMSTB 2,5/23-ST-5,08 - 1850628

## Classifications

### eCl@ss

eCl@ss 5.0	27260701
eCl@ss 5.1	27260701
eCl@ss 6.0	27260704
eCl@ss 7.0	27440402
eCl@ss 8.0	27440309

### ETIM

ETIM 3.0	EC001121
ETIM 4.0	EC002638
ETIM 5.0	EC002638

### UNSPSC

UNSPSC 6.01	30211810
UNSPSC 7.0901	39121409
UNSPSC 11	39121409
UNSPSC 12.01	39121409
UNSPSC 13.2	39121409

## Approvals

### Approvals


#### Approvals

CSA / UL Recognized / cUL Recognized / EAC / cULus Recognized

#### Ex Approvals

#### Approvals submitted

### Approval details

		
	B	D
mm <sup>2</sup> /AWG/kcmil	28-12	28-12
Nominal current I <sub>N</sub>	15 A	10 A
Nominal voltage U <sub>N</sub>	300 V	300 V

# Printed-circuit board connector - SMSTB 2,5/23-ST-5,08 - 1850628

## Approvals

UL Recognized		
	B	D
mm <sup>2</sup> /AWG/kcmil	30-12	30-12
Nominal current I <sub>N</sub>	15 A	10 A
Nominal voltage U <sub>N</sub>	300 V	300 V

cUL Recognized		
	B	D
mm <sup>2</sup> /AWG/kcmil	30-12	30-12
Nominal current I <sub>N</sub>	15 A	10 A
Nominal voltage U <sub>N</sub>	300 V	300 V

EAC
-----

cULus Recognized
------------------

## Accessories

### Additional products

Double-level terminal block - UKK 3-MSTB-5,08-PE - 1876615



Double-level terminal block, Nominal current: 12 A, Nominal voltage: 320 V, Cross section: 0.2 mm<sup>2</sup> - 4 mm<sup>2</sup>, AWG: 24 - 12, Mounting type: NS 35/7,5, NS 35/15, NS 32, Number of positions: 1, Pitch: 5.08 mm, Width: 5.08, Color: green-yellow

Plug-in block - UMSTBVK 2,5/23-G-5,08 - 1788321



Plug component, Nominal current: 12 A, Rated voltage (III/2): 320 V, Number of positions: 23, Pitch: 5.08 mm, Connection method: Screw connection, Color: green, Contact surface: Tin, Mounting: DIN rail

## Printed-circuit board connector - SMSTB 2,5/23-ST-5,08 - 1850628

### Accessories

Feed-through terminal block - UK 3D-MSTBV-5,08 - 3002131



Feed-through terminal block, Connection method: Special and hybrid connection, Number of positions: 1, Cross section: 0.2 mm<sup>2</sup> - 4 mm<sup>2</sup>, AWG: 24 - 12, Width: 5.08 mm, Color: gray, Mounting type: NS 32, NS 35/15, NS 35/7,5

---

Feed-through terminal block - UK 3-MVSTB-5,08-LA 24RD - 3002102



Feed-through terminal block, Nominal current: 12 A, Nominal voltage: 250 V, Cross section: 0.2 mm<sup>2</sup> - 4 mm<sup>2</sup>, AWG: 24 - 12, Mounting type: NS 32, NS 35/15, NS 35/7,5, Number of positions: 1, Pitch: 5.08 mm, Width: 5.08, Color: gray

---

Feed-through terminal block - UK 3-MSTB-5,08 - 3002034



Feed-through terminal block, Connection method: Special and hybrid connection, Number of positions: 1, Cross section: 0.2 mm<sup>2</sup> - 4 mm<sup>2</sup>, AWG: 24 - 12, Width: 5.08 mm, Color: gray, Mounting type: NS 32, NS 35/15, NS 35/7,5

---

Double-level terminal block - UKK 3-MSTB-5,08 - 2770888



Double-level modular terminal block with COMBICON plug-in zone, nominal current: 12 A, nominal voltage: 250 V, cross section: 0.2 mm<sup>2</sup> - 4 mm<sup>2</sup>, AWG: 24 - 12, mounting type: NS 35/7.5, NS 35/15, NS 32, pitch: 5.08 mm, width: 5.08, color: gray

---

Double-level terminal block - UKK 3-MSTBVH-5,08 - 2770846



Double-level terminal block, Nominal current: 12 A, Nominal voltage: 250 V, Cross section: 0.2 mm<sup>2</sup> - 4 mm<sup>2</sup>, AWG: 24 - 12, Mounting type: NS 35/7,5, NS 35/15, NS 32, Number of positions: 1, Pitch: 5.08 mm, Width: 5.08, Color: gray

---

# Printed-circuit board connector - SMSTB 2,5/23-ST-5,08 - 1850628

## Accessories

Feed-through terminal block - ZFKK 1,5-MSTBV-5,08 - 1873016



Feed-through terminal block, Connection method: Special and hybrid connection, MSTB plug entry, Cross section: 0.2 mm<sup>2</sup> - 2.5 mm<sup>2</sup>, Width: 5.08 mm, Color: gray, Mounting: NS 35/7,5, NS 35/15

Base strip - MSTBVK 2,5/23-G-5,08 - 1788936



Plug component, Nominal current: 12 A, Rated voltage (III/2): 320 V, Number of positions: 23, Pitch: 5.08 mm, Connection method: Screw connection, Color: green, Contact surface: Tin, Mounting: DIN rail

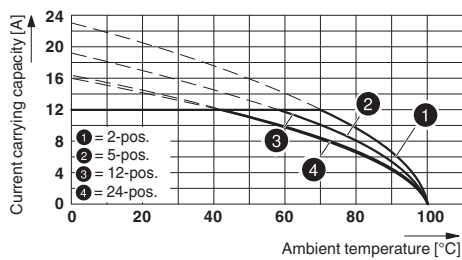
Feed-through terminal block - UK 3-MVSTB-5,08 - 3002076



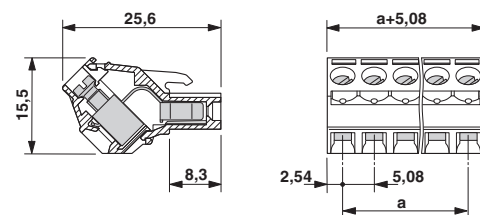
Feed-through terminal block, Nominal current: 12 A, Nominal voltage: 250 V, Cross section: 0.2 mm<sup>2</sup> - 4 mm<sup>2</sup>, AWG: 24 - 12, Mounting type: NS 32, NS 35/15, NS 35/7,5, Number of positions: 1, Pitch: 5.08 mm, Width: 5.1, Color: gray

## Drawings

Diagram



Dimensioned drawing



Type: SMSTB 2,5/...-ST(-5,08) with SMSTBA 2,5/...-G(-5,08)