





Datasheet

RS PRO Vinyl Mandatory Label Site Safety Sign

Stock No: 201-3347

SAFETY SIGN CLASSIFICATIONS WITH COLOURS TO ISO EN 7010 REGULATIONS

Prohibition	Mandatory	Hazard Warning	Safe Condition	Fire Equipment
				
A red circular band with a diagonal bar on a white background. The black symbol denotes the the prohibited action	A blue circle contain a white image denoting that a specific course of action must be taken.	A yellow triangle with a black border containing a black symbol denoting a hazard present in the environment.	A green rectangle or square with a white symbol or text providing information about first aid, escape or other safe condition messages.	A red rectangle or square with a symbol or text in white providing information about the location and/or use of fire fighting equipment.

The above images are examples are indicitive of the colour scheme for each classification of safety sign, the exact images will be dependant on the specific message that needs to be displayed. All signs comply to the relevant ISO EN 7010 regulations where possible. As this standard is constantly evolving with new images being released our sign images will be updated to reflect this. If there is no ISO EN 7010 image then a substitute image based upon industry standards will be used until such time as one is released at which point the image and stock will be updated. If the sign is not classed as a safety sign (eg. a general information sign) then there are no specific regulations as to the colour and style.

Size	See product description for size. The size indicated refers to the outer dimesntions of the overall sign, and is detailed in H x W x D format (Height x Width x Depth) in millimetres.
Colour	The colour of the sign is dictated by the message, please check image provided. If multiple messages are displayed on one sign each individual message should be depicted using the correct colour standards as detailed above.
Message	See product description message.
Material	Monomeric calendered gloss vinyl with permanent adhesive, laminated with a matt clear embossed PVC overlaminating film providing excellent anti-scuff and anti-slip properties.
Fixing Method	Self adhesive - peel the release paper from the reverse of the sign and apply carefully to a clean dry surface, free from oils, debris, grease or other contaminants.
Language	English