








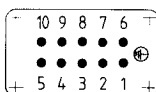
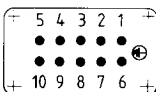
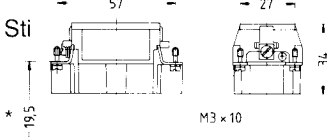
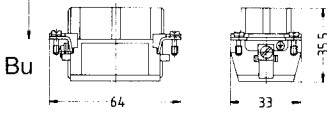
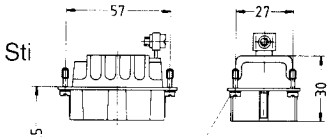
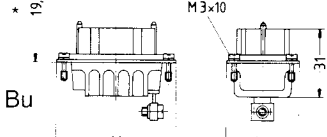
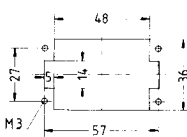


- Screw terminal
- Crimp terminal

Number of contacts

10 + 



Style	Ordering number		Description	Outline drawing dimensions in mm	
	Male insert	Female insert			
Screw connection with wire protection   without wire protection   with wire protection   Crimp terminal please order crimp contacts separately (refer to page)  	43.12.10.40		HE.10.Sti.S	Contact arrangement view from termination side Sti  Bu 	
			43.22.10.40		HE.10.Bu.S
	42.10.10.00		42.20.10.00	HB.10.Sti.S HB.10.Bu.S	Series HE / HX Sti  Bu 
			66.12.10.40	HX.10.Sti.S	
			66.22.10.40	HX.10.Bu.S	Series HB Sti  Bu 
	*distance for guaranteed contact 21 mm max.				Panel cut-out for contact insert when used without housing 
	43.12.10.41		HE.10.Sti.C		
		43.22.10.41	HE.10.Bu.C		