



TE Internal #: 5414459-1
BNC Connector, Jack, 75 ohm, Bayonet, 2 GHz, Cable-to-Board, 1
Position, Printed Circuit Board, Panel Mount, -55 – 85 °C [-67 – 185 °
F]
[View on TE.com >](#)

Connectors > RF Connectors > Coax Connectors > BNC RF Connector: Jack, Right-Angle, 75 Ohm



RF Interface: **BNC**
RF Connector Style: **Jack**
RF Connector Mated Outer Diameter (Approximate): **14.53 mm [.572 in]**
Impedance: **75 Ω**
RF Connector Coupling Mechanism: **Bayonet**

[All BNC RF Connector: Jack, Right-Angle, 75 Ohm \(8\)](#)

Features

Product Type Features

RF Interface	BNC
RF Connector Style	Jack
Connector System	Cable-to-Board
Sealable	No
Connector & Contact Terminates To	Printed Circuit Board

Configuration Features

PCB Mount Orientation	Right Angle
Number of Positions	1
Number of Coaxial Contacts	1

Electrical Characteristics

Impedance	75 Ω
-----------	------

Body Features

Body Material	Polyester, PBT
---------------	----------------



Body Plating Material	Nickel
-----------------------	--------

Contact Features

RF Connector Center Contact Underplating Material	Nickel
	30 µin
RF Connector Center Contact Plating Material	Gold (Au)
RF Connector Center Contact Material	Beryllium Copper

Termination Features

Termination Method to PCB	Through Hole - Solder
Termination Post & Tail Length	4.11 mm[.162 in]

Mechanical Attachment

Panel Attachment Style	Rear Mount
PCB Mount Retention	With
Panel Mount Feature Type	Lockwasher and Nut
RF Connector Coupling Mechanism	Bayonet
Connector Mounting Type	Panel Mount
RF Contact Captivation Method	Mechanical
Detent	With

Housing Features

Housing Color	Natural
---------------	---------

Dimensions

Mounting Post Length	3.48 mm[.137 in]
Profile Height from PCB	15.88 mm[.625 in]
RF Connector Mated Outer Diameter (Approximate)	14.53 mm[.572 in]

Usage Conditions

Insulation Option	Uninsulated
Operating Temperature Range	-55 – 85 °C[-67 – 185 °F]

Operation/Application

Operating Frequency	2 GHz
---------------------	-------

Packaging Features

Packaging Method	Tray
------------------	------

Other

--	--



Grade	Commercial
Dielectric Material	Polymethylpentene

Product Compliance

For compliance documentation, visit the product page on TE.com>

EU RoHS Directive 2011/65/EU	Not Compliant
EU ELV Directive 2000/53/EC	Compliant with Exemptions
China RoHS 2 Directive MIIT Order No 32, 2016	Restricted Materials Above Threshold
EU REACH Regulation (EC) No. 1907/2006	Current ECHA Candidate List: JAN 2025 (247) Candidate List Declared Against: JAN 2025 (247) SVHC > Threshold: Pb (4% in Component Part) Article Safe Usage Statements: Do not eat, drink or smoke when using this product. Wash thoroughly after handling. Recycle if possible and dispose of the article by following all applicable governmental regulations relevant to your geographic location.
Halogen Content	Not Low Halogen - contains Br or Cl > 900 ppm.
Solder Process Capability	Wave solder capable to 265°C

Product Compliance Disclaimer

This information is provided based on reasonable inquiry of our suppliers and represents our current actual knowledge based on the information they provided. This information is subject to change. The part numbers that TE has identified as EU RoHS compliant have a maximum concentration of 0.1% by weight in homogenous materials for lead, hexavalent chromium, mercury, PBB, PBDE, DBP, BBP, DEHP, DIBP, and 0.01% for cadmium, or qualify for an exemption to these limits as defined in the Annexes of Directive 2011/65/EU (RoHS2). Finished electrical and electronic equipment products will be CE marked as required by Directive 2011/65/EU. Components may not be CE marked. Additionally, the part numbers that TE has identified as EU ELV compliant have a maximum concentration of 0.1% by weight in homogenous materials for lead, hexavalent chromium, and mercury, and 0.01% for cadmium, or qualify for an exemption to these limits as defined in the Annexes of Directive 2000/53/EC (ELV). Regarding the REACH Regulation, the information TE provides on SVHC in articles for this part number is based on the latest European Chemicals Agency (ECHA) 'Guidance on requirements for substances in articles' posted at this URL: <https://echa.europa.eu/guidance-documents/guidance-on-reach>

Compatible Parts



TE Part # 1-135049-1
PRISE FEM DROITE



TE Part # 1-1337415-0
N Str Plg Hex 50Ohm Silver Pltd RG9B /U,



TE Part # 1-1478008-0
SMB R/A Plg PS 50Ohn Gold Pltd RG174A/U,



TE Part # 1-1337481-0
SMB R/A PCB Skt 50Ohm Gold Plt



TE Part # 1-1337416-0
N Str Plg Hex 50Ohm Silver Pltd
RG58C/U,



TE Part # 413589-7
KIT PLUG 75 OHM BNC HEX CRIMP



TE Part # 1-1337630-0
N Str Plg Hex 50Ohm Nickel Plt



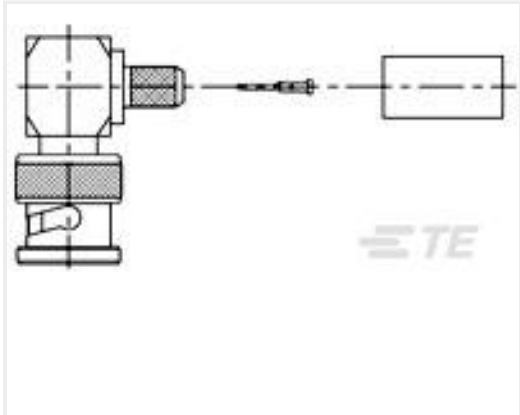
TE Part # 1-1337414-0
N Str Jk Hex 50Ohm Silver Pltd PSF 1
/4M,



TE Part # 1-1337420-0
BNC Str Plg MC 50Ohm Nickel Pltd
RG58C/U



TE Part # 1-1337631-0
N Str Plg Hex 50Ohm Nickel Plt



TE Part # 1-1337525-0
BNC R/A Plg Hex 75Ohm Nickel Pltd
RG59B/



TE Part # 1-1478075-0
BNC R/A Plg Hex 50Ohm Silver Pltd
RG58C/


Customers Also Bought



TE Part #50334-2
TERMINAL,SOLIS R 26-22 2 AU



TE Part #5227222-1
VERT JK W/MTG PINS, BNC PCB



TE Part #282811-2
TERMI-BLOK HEADER ASSY90 2P.



TE Part #1-1337481-0
SMB R/A PCB Skt 50Ohm Gold Plt



TE Part #61187-1
250 FASTON FLAG REC 12-10 AWG
PHBZ



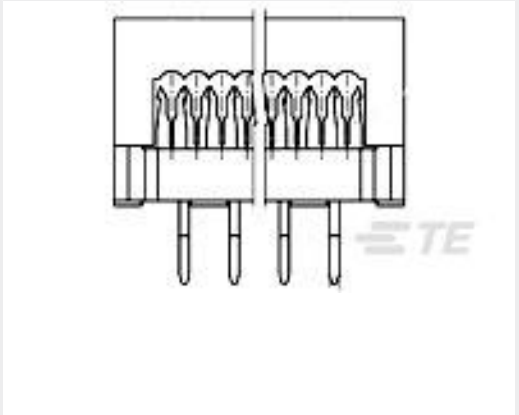
TE Part #484084-E
SRCA 1,27 10 F 1-KS IDC22 137 E1 094
1,2



TE Part #141878-2
250 FASTON,TAB,TPBR



TE Part #2-6609106-4
PS000SH6B=C1125



TE Part #5746613-2
14 DIP PLUG CONN-W/COVER



TE Part #5650913-5
ASSY,PIN,EUROCARD,TYPE C,LEAD-

Documents



Product Drawings

BNC, RT ANG, PCB, JACK

English

CAD Files

Customer View Model

ENG_CVM_CVM_5414459-1_C.2d_dxf.zip

English

3D PDF

3D

Customer View Model

ENG_CVM_CVM_5414459-1_C.3d_igs.zip

English

Customer View Model

ENG_CVM_CVM_5414459-1_C.3d_stp.zip

English

By downloading the CAD file I accept and agree to the [Terms and Conditions](#) of use.

Datasheets & Catalog Pages

BNC Connectors

English