



Datenblatt

DEUTSCH

RS Pro Grau F2000 Kabelkanal mit Schlitz W60XH100

RS Stock No: 136-9117



RS Pro F 2000 Verdrahtungskanäle entsprechen der DIN EN 50085. Material: Hart-PVC bleifrei, schwer entflammbar, entsprechend UL 94V0, selbstverlöschend, temperaturbeständig -20° C bis +60° C.

Besondere Merkmale:

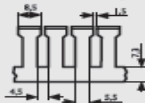
- Deckelkontur 90°
- Drahrückhaltenasen ab der Bauhöhe 60 mm
- Farbe: grau, RAL 7030

RS Pro F 2000 Control Panel Trunkings in accordance with DIN EN 50085. Material: rigid-PVC, lead-free, hard to inflame, according to UL 94V0 self-extinguishing, temperature-resistant -20° C up to + 60° C.

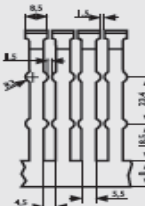
Specific Features:

- cover contour 90°
- cable hold-back noses from installation height 60 mm onwards
- colour: grey, RAL 7030

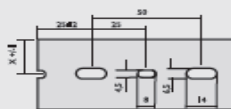
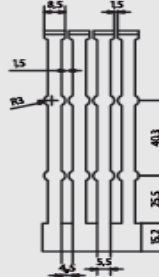
Bauhöhe 30/40



Bauhöhe 80



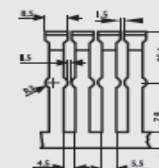
Bauhöhe 120



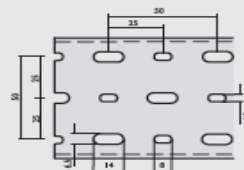
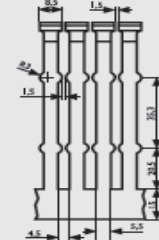
Bis Breite 60 mm

Up to width 60 mm

Bauhöhe 60



Bauhöhe 100



Ab Breite 80 mm

From width 80 mm upwards

Datenblatt

Nennmaß Nominal Size	Innenmaße Interior Dimensions	Nutzungsquerschnitt Cross section	Anzahl der Leitungen bei Füllmenge 60 % Quantity of Cables with Filling Capacity of 60 %	VE / m PU / m	Art.-Nr. Art.-No.
B x H / W x H in mm	B x H / W x H in mm	in mm ² (100%)	2,5 mm ² Ø 3,4		
30 x 30	27 x 27	729	15	64	7308-1
25 x 40	22 x 37	814	22	68	7309-1
30 x 40	27 x 37	999	28	60	7310-1
40 x 40	37 x 37	1.347	40	52	7311-1
60 x 40	56 x 37	2.035	62	40	7312-1
25 x 60	22 x 56	1.232	34	60	7319-1
30 x 60	26 x 56	1.512	43	52	7320-1
40 x 60	36 x 56	2.027	61	48	7321-1
60 x 60	56 x 56	3.080	94	36	7322-1
80 x 60	76 x 56	4.200	130	32	7323-1
100 x 60	96 x 56	5.376	166	22	7324-1
120 x 60	115 x 56	6.496	202	20	7325-1
25 x 80	22 x 76	1.672	55	56	7329-1
30 x 80	26 x 76	2.052	70	48	7330-1
40 x 80	36 x 76	2.721	96	40	7331-1
60 x 80	56 x 76	4.180	156	36	7332-1
80 x 80	76 x 76	5.700	215	24	7333-1
100 x 80	96 x 76	7.296	275	24	7334-1
120 x 80	115 x 76	8.755	318	16	7335-1
30 x 100	26 x 96	2.477	96	32	7340-1
40 x 100	36 x 96	3.398	115	24	7343-1
60 x 100	56 x 96	5.280	187	32	7341-1
80 x 100	76 x 96	7.200	264	20	7344-1
100 x 100	96 x 96	9.139	324	16	7342-1
150 x 100	145 x 96	13.909	504	8	7345-1
40 x 120	35 x 116	4.060	153	24	7351-1
60 x 120	55 x 116	6.380	249	24	7352-1
80 x 120	75 x 116	8.700	348	20	7353-1

Deckel / Covers

Nennmaß Nominal Size in mm	VE / m PU / m	Art.-Nr. Art.-No.
25	10	5509-1
30	10	5510-1
40	10	5511-1
60	10	5512-1

Nennmaß Nominal Size in mm	VE / m PU / m	Art.-Nr. Art.-No.
80	10	5513-1
100	10	5514-1
120	10	5515-1
150	10	5021-1