

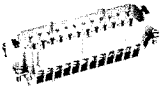

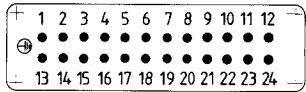
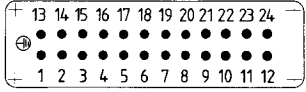


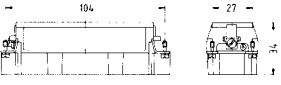
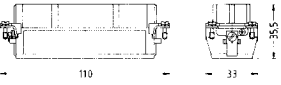


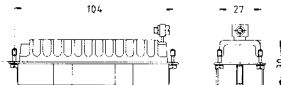
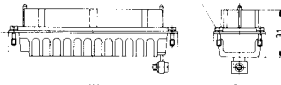

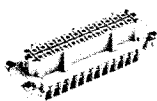
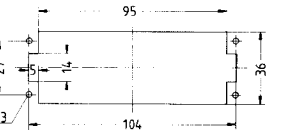


- Screw terminal
- Crimp terminal

Number of contacts

24 + 



Style	Ordering number		Description	Outline drawing dimensions in mm
	Male insert	Female insert		
Screw connection with wire protection  	43.12.24.40		HE.24.Sti.S	Contact arrangement view from termination side  
			43.22.24.40	
without wire protection  	42.10.24.00		HB.24.Sti.S	Series HE / HX  
			42.20.24.00	
with wire protection  	66.12.24.40		HX.24.Sti.S	Series HB  
			66.22.24.40	
Crimp terminal please order crimp contacts separately (refer to page)  	43.12.24.41		HE.24.Sti.C	*distance for guaranteed contact 21 mm max. Panel cut-out for contact insert when used without housing 
			43.22.24.41	