

Features

- Bayonet Coupling
- IP67
- 2-9 Poles
- Plug & Socket Set
- Cable to Cable Connections

RS PRO SY13 In-Line Cable Mount Connector

RS Stock No.:

0304426
0304427
0304429
0304430
0304432
0304433
0304435



Image for representational purposes only








RS PRO is the own brand of RS. The RS PRO Seal of Approval is your assurance of professional quality, a guarantee that every part is rigorously tested, inspected, and audited against demanding. Making RS PRO the Smart Choice for our customers.

The RS Pro SY13 series is a range of lightweight but robust waterproof connectors, which are sealed to IP67. Bayonet style coupling ensures a secure connection, even in the harshest environments. Plugs and receptacles are available with either male pins or female sockets. These products are ideal for use in outdoor applications where a secure, waterproof connection is required. Updated shell offering an improved seal, which increases reliability and durability.

General Specifications

Housing Material	PC, Nylon66, Fire Resistance: V-0
Size	SY13
Cable outer diameter range	For 2-4 Poles: 4-6.5mm For 5-9 Poles: 5-8mm
Body Orientation	Straight
Colour	Black
Temperature Range	-40~ +85°C
Mounting Type	In-Line Cable Mount
Mating Cycle	500
Application	Outdoor Lighting, LED Screens, Outdoor Security Cameras, and Industrial Control Systems.

Solder Contact Options

Number of contacts	2	3	4	5	6	7	9
Male contact face view							

Electrical Specifications

RS Article Number (Set)	0304426	0304427
-------------------------	---------	---------

RS Article Number (Individual)	SY1310/P2I-C-B-NP	SY1311C/S2I-C-B-NP	SY1310/P3I-C-B-NP	SY1311C/S3I-C-B-NP
Specification	2 Pin	2 Pin	3 Pin	3 Pin
Rated Current (A)	13	13	13	13
Contact Diameter (Ø mm)	1.6	1.6	1.6	1.6
Rated Voltage (AC.V)	250	250	250	250
Test Voltage (AV.V) 1 min	1500	1500	1500	1500
Contact Resistance (m Ω)	2.5	2.5	2.5	2.5
Wire Size (mm ² / AWG)	≤2/14	≤2/14	≤2/14	≤2/14
Contact Gender	Male	Female	Male	Female
Shell Type	Plug	Receptacle	Plug	Receptacle
Termination	Solder	Solder	Solder	Solder

RS Article Number (Set)	0304429		0304430	
RS Article Number (Individual)	SY1310/P4I-C-B-NP	SY1311C/S4I-C-B-NP	SY1310/P5II-C-B-NP	SY1311C/S5II-C-B-NP
Specification	4 Pin	4 Pin	5 Pin	5 Pin
Rated Current (A)	5	5	5	5
Contact Diameter (Ø mm)	1	1	1	1
Rated Voltage (AC.V)	200	200	180	180
Test Voltage (AV.V) 1 min	1500	1500	1000	1000
Contact Resistance (m Ω)	5	5	5	5
Wire Size (mm ² / AWG)	≤0.75/18	≤0.75/18	≤0.75/18	≤0.75/18
Contact Gender	Male	Female	Male	Female
Shell Type	Plug	Receptacle	Plug	Receptacle
Termination	Solder	Solder	Solder	Solder

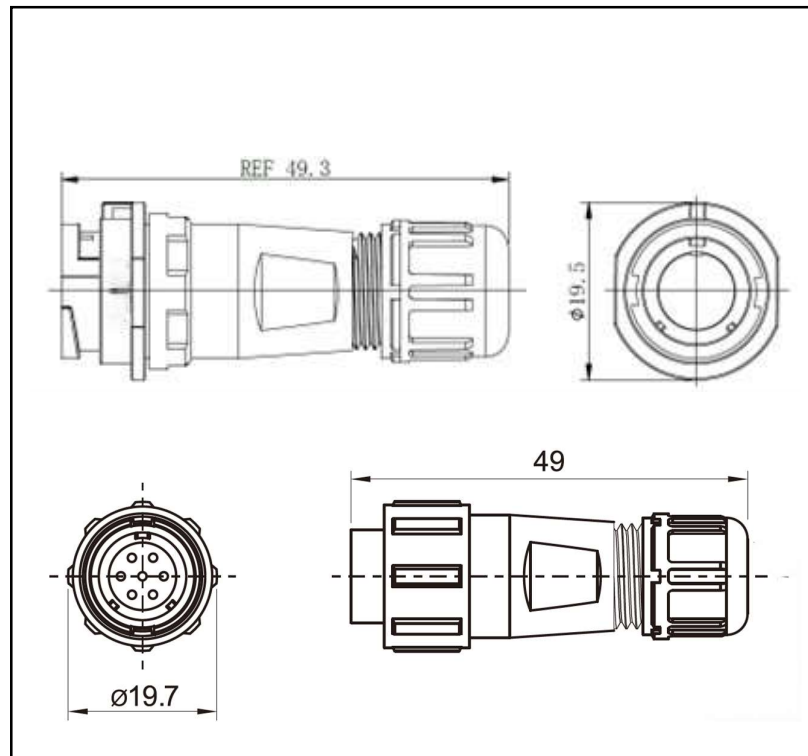
Electrical Specifications

RS Article Number (Set)	0304432		0304433	
RS Article Number (Individual)	SY1310/P6II-C-B-NP	SY1311C/S6II-C-B-NP	SY1310/P7II-C-B-NP	SY1311C/S7II-C-B-NP
Specification	6 Pin	6 Pin	6 Pin	7 Pin
Rated Current (A)	5	5	5	5
Contact Diameter (Ø mm)	1	1	1	1
Rated Voltage (AC.V)	125	125	125	125
Test Voltage (AV.V) 1 min	1000	1000	1000	1000
Contact Resistance (m Ω)	5	5	5	5
Wire Size (mm ² / AWG)	≤0.75/18	≤0.75/18	≤0.75/18	≤0.75/18
Contact Gender	Male	Female	Male	Female
Shell Type	Plug	Receptacle	Plug	Receptacle
Termination	Solder	Solder	Solder	Solder

RS Article Number (Set)	0304435	
RS Article Number (Individual)	SY1310/P9II-C-B-NP	SY1311C/S9II-C-B-NP
Specification	9 Pin	9 Pin
Rated Current (A)	3	3
Contact Diameter (Ø mm)	0.7	0.7
Rated Voltage (AC.V)	125	125
Test Voltage (AV.V) 1 min	1000	1000
Contact Resistance (m Ω)	10	10
Wire Size (mm ² / AWG)	≤0.5/20	≤0.5/20
Contact Gender	Male	Female
Shell Type	Plug	Receptacle
Termination	Solder	Solder

IP Rating	IP67
-----------	------

Dimensional Line Drawings



Connection Diagrams / Assembly Diagrams / Illustrations / Accessories