

Surge protection device - TTC-6P-2X1-M-EX-24DC-UT-I - 2906825

Please be informed that the data shown in this PDF Document is generated from our Online Catalog. Please find the complete data in the user's documentation. Our General Terms of Use for Downloads are valid (<http://phoenixcontact.com/download>)



Surge protection, consisting of protective plug and base element, with integrated status indicator and disconnect knife for a 2-wire Ex i signal circuit with common reference potential, e.g., Digital IN/OUT.

Your advantages

- ✔ Space-saving and inexpensive with a narrow overall width of just 6.2 mm
- ✔ Signaling without additional auxiliary power, thanks to the mechanical status indicator
- ✔ Optional remote signaling module monitors up to 40 items, without additional wiring
- ✔ The signal is not influenced during maintenance work, thanks to the impedance-neutral insertion and removal of protective plugs
- ✔ Error-free replacement of protective plugs, thanks to coding
- ✔ Signal circuits easily interrupted for maintenance work, thanks to vertical knife disconnection
- ✔ Safe behavior in the event of overload, thanks to the integrated disconnect device
- ✔ Worldwide use in potentially explosive areas, thanks to ATEX and IECEx approvals
- ✔ Simple testing and documentation with CHECKMASTER 2, thanks to pluggable protective modules



Key Commercial Data

Packing unit	1 pc
GTIN	
GTIN	4055626135878
Weight per Piece (excluding packing)	62.600 g
Custom tariff number	85363010
Country of origin	Germany

Technical data

Dimensions

Height	105.8 mm
Width	6.2 mm +0.1 mm
Depth	100 mm (incl. DIN rail 7.5 mm)

Ambient conditions

Surge protection device - TTC-6P-2X1-M-EX-24DC-UT-I - 2906825

Technical data

Ambient conditions

Ambient temperature (operation)	-40 °C ... 85 °C
Ambient temperature (storage/transport)	-40 °C ... 85 °C
Permissible humidity (operation)	5 % ... 95 %
Altitude	≤ 2000 m (amsl (above mean sea level))
Degree of protection	IP20

General

Housing material	PBT
Flammability rating according to UL 94	V-0
Color	sky blue RAL 5015
Mounting type	DIN rail: TH 35 - 7.5 mm
Type	DIN rail module, two-section, divisible
Direction of action	Line-Line & Line-Signal Ground/Shield & optional Signal Ground/Shield-Earth Ground

Protective circuit

IEC test classification	C1
	C2
	C3
	D1
Nominal voltage U_N	24 V DC
Maximum continuous voltage U_C	30 V DC
Rated current	600 mA (40 °C)
Operating effective current I_C at U_C	≤ 5 μA
Residual current I_{PE}	≤ 10 μA
Nominal discharge current I_n (8/20) μs (line-earth)	5 kA
Pulse discharge current I_{imp} (10/350) μs (line-earth)	0.5 kA
Total discharge current I_{total} (8/20) μs	10 kA
Voltage protection level U_p (line-earth)	≤ 140 V (C1 - 1 kV/500 A)
	≤ 190 V (C2 - 10 kV / 5 kA)
	≤ 50 V (C3 - 100 A)
Voltage protection level U_p static (line-earth)	≤ 55 V (C1 - 1 kV/500 A)
	≤ 120 V (C2 - 10 kV / 5 kA)
Response time t_A (line-earth)	≤ 1 ns
Input attenuation aE, asym.	typ. 0.3 dB (≤ 270 kHz/150 Ω)
Cut-off frequency f_g (3 dB), asym. (PE) in 150 Ohm system	typ. 960 kHz
Capacity (line-earth)	typ. 2.2 nF
Resistance per path	1.65 Ω ±20 %
Surge protection fault message	optical
Max. required back-up fuse	630 mA (FF)
Impulse durability (line-earth)	C1 - 1 kV / 500 A
	C2 - 10 kV / 5 kA

Surge protection device - TTC-6P-2X1-M-EX-24DC-UT-I - 2906825

Technical data

Protective circuit

	C3 - 100 A
	D1 - 500 A
Pulse reset time (line-earth)	≤ 300 ms

Connection data

Connection method	Screw connection
Screw thread	M3
Tightening torque	0.5 Nm ... 0.6 Nm
Stripping length	8 mm
Conductor cross section flexible	0.2 mm ² ... 2.5 mm ²
Conductor cross section solid	0.2 mm ² ... 4 mm ²
Conductor cross section AWG	24 ... 12

Standards and Regulations

Standards/specifications	EN 60079-0 2012 + A11:2013
	EN 60079-11 2012
	EN 61643-21 2001 + A1:2009 + A2:2013
	IEC 60079-0 2011 (modified) + corrigendum 2012 + corrigendum 2013
	IEC 60079-11 2008
	IEC 61643-21 2000 + corrigendum 2001 + A1:2008, modified + A2:2012

General

Maximum inner capacitance C _i	negligible
Max. internal inductance L _i	negligible
Max. input current I _i	400 mA (T4 / ≤ 50 °C)
	350 mA (T6 / ≤ 35 °C)
Max. input voltage U _i	30 V DC
Ambient temperature (operation)	-40 °C ... 35 °C (T6 / 85 °C)
	-40 °C ... 50 °C (T4 / 135 °C)

Conformity / approvals

UL, USA/Canada	Class I, Div. 2, Groups A, B, C, D T4A
----------------	--

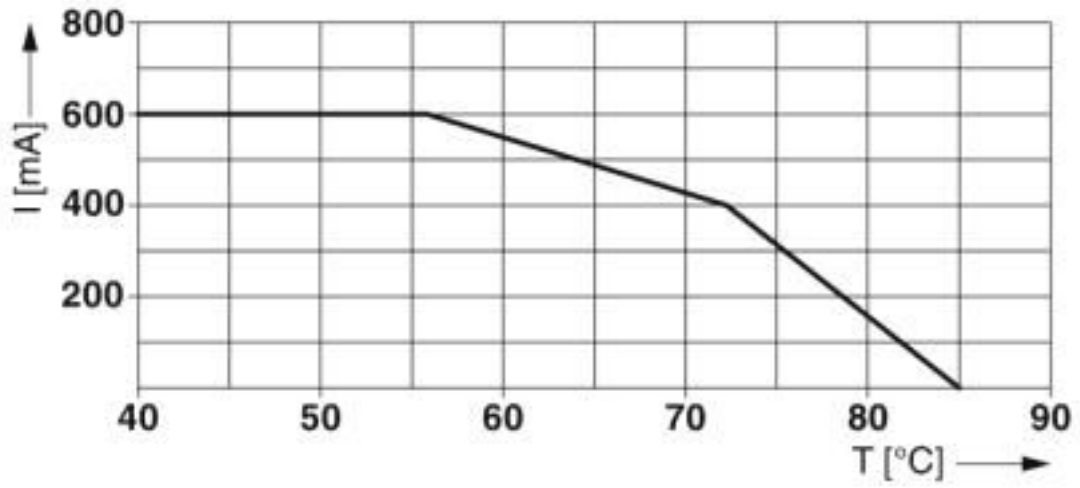
Environmental Product Compliance

REACH SVHC	Lead 7439-92-1
China RoHS	Environmentally Friendly Use Period = 50 years
	For details about hazardous substances go to tab "Downloads", Category "Manufacturer's declaration"

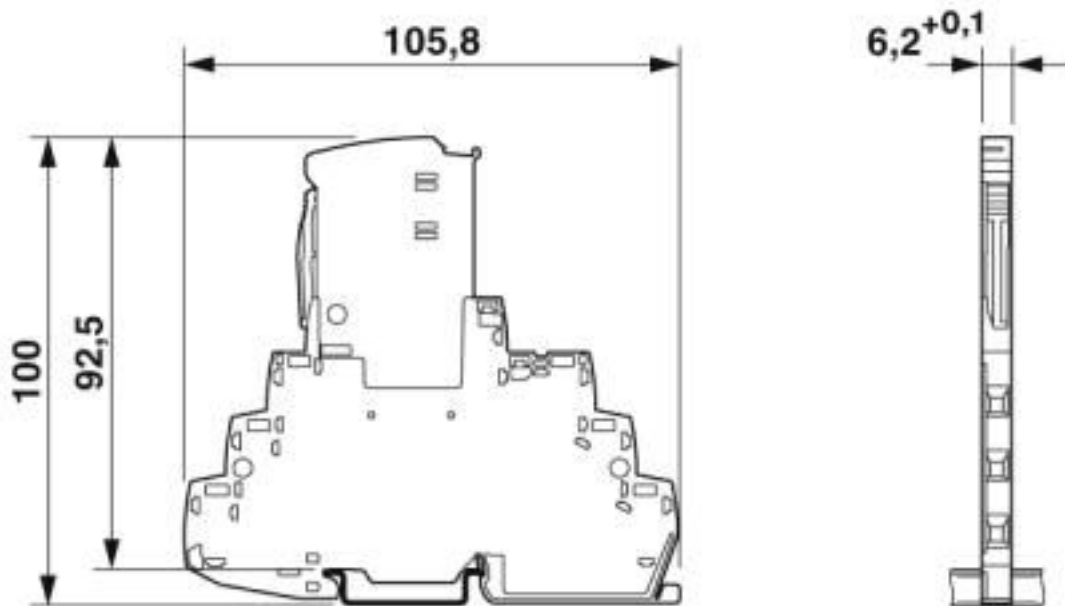
Drawings

Surge protection device - TTC-6P-2X1-M-EX-24DC-UT-I - 2906825

Diagram

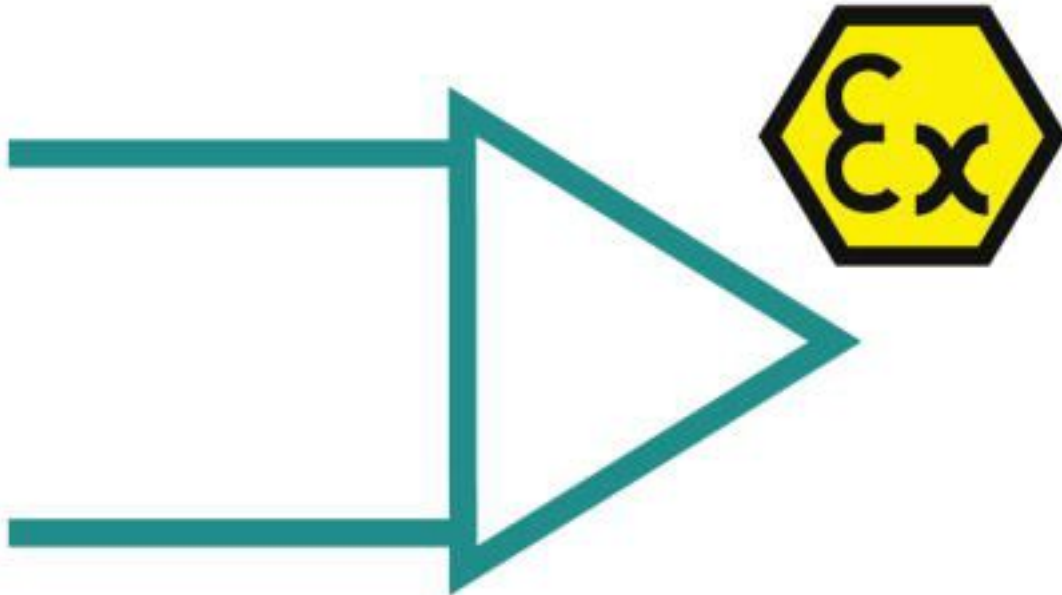


Dimensional drawing

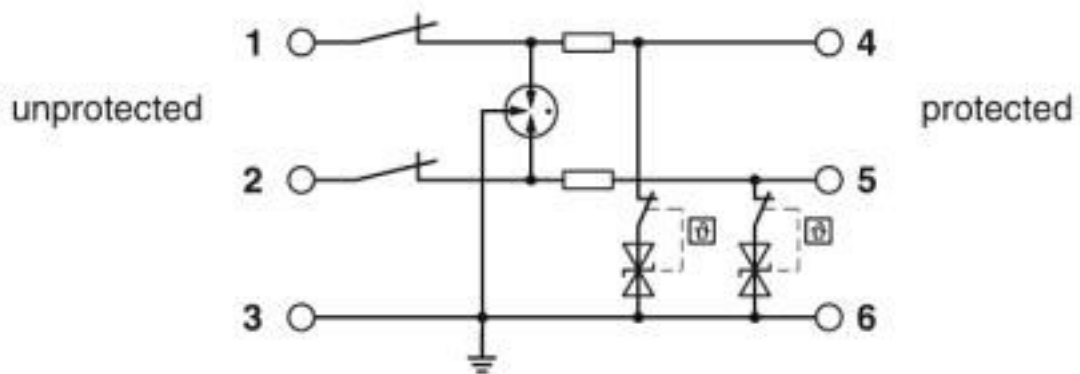


Surge protection device - TTC-6P-2X1-M-EX-24DC-UT-I - 2906825

Pictogram



Circuit diagram



Classifications

eCl@ss

eCl@ss 10.0.1	27130807
eCl@ss 4.0	27140201
eCl@ss 4.1	27130801
eCl@ss 5.0	27130801
eCl@ss 5.1	27130801
eCl@ss 6.0	27130800
eCl@ss 7.0	27130807
eCl@ss 8.0	27130807
eCl@ss 9.0	27130807

Surge protection device - TTC-6P-2X1-M-EX-24DC-UT-I - 2906825

Classifications

ETIM

ETIM 3.0	EC000943
ETIM 4.0	EC000943
ETIM 5.0	EC000943
ETIM 6.0	EC000943
ETIM 7.0	EC000943

UNSPSC

UNSPSC 6.01	30212010
UNSPSC 7.0901	39121610
UNSPSC 11	39121610
UNSPSC 12.01	39121610
UNSPSC 13.2	39121620
UNSPSC 18.0	39121620
UNSPSC 19.0	39121620
UNSPSC 20.0	39121620
UNSPSC 21.0	39121620

Approvals

Approvals

Approvals

DNV GL / CSA / UL Listed / CSAus / cCSAus

Ex Approvals

IECEx / ATEX / UL Listed / cUL Listed / INMETRO / cULus Listed

Approval details

DNV GL		https://approvalfinder.dnvgl.com/	TAE000027G
CSA		http://www.csagroup.org/services-industries/product-listing/	70136717
UL Listed		http://database.ul.com/cgi-bin/XYV/template/LISEXT/1FRAME/index.htm	FILE E 138168

Surge protection device - TTC-6P-2X1-M-EX-24DC-UT-I - 2906825

Approvals

CSAus		http://www.csagroup.org/services-industries/product-listing/	70136717
-------	--	---	----------

cCSAus			
--------	--	--	--

Accessories

Accessories

End block

End clamp - CLIPFIX 35-5 - 3022276



Quick mounting end clamp for NS 35/7,5 DIN rail or NS 35/15 DIN rail, with marking option, with parking option for FBS...5, FBS...6, KSS 5, KSS 6, width: 5.15 mm, color: gray

Labeled terminal marker

Zack Marker strip, flat - ZBF 6 CUS - 0825027



Zack Marker strip, flat, Strip, can be ordered: Strip, white, labeled according to customer specifications, mounting type: snap into flat marker groove, for terminal block width: 6.2 mm, lettering field size: 5.15 x 6.15 mm, Number of individual labels: 10

Zack Marker strip, flat - ZBF 6,QR:FORTL.ZAHLEN - 0808765



Zack Marker strip, flat, Strip, white, labeled, Printed vertically: consecutive numbers 1 ... 10, 11 ... 20, etc. up to 91 ... 100, mounting type: snap into flat marker groove, for terminal block width: 6.2 mm, lettering field size: 5.15 x 6.15 mm, Number of individual labels: 10

Marker pen

Surge protection device - TTC-6P-2X1-M-EX-24DC-UT-I - 2906825

Accessories

Marker pen - X-PEN 0,35 - 0811228



Marker pen without ink cartridge, for manual labeling of markers, labeling extremely wipe-proof, line thickness 0.35 mm

Terminal marking

Zack Marker strip, flat - ZBF 6:UNBEDRUCKT - 0808710



Zack Marker strip, flat, Strip, white, unlabeled, can be labeled with: PLOTMARK, CMS-P1-PLOTTER, mounting type: snap into flat marker groove, for terminal block width: 6.2 mm, lettering field size: 5.15 x 6.15 mm, Number of individual labels: 10

Zack Marker strip, flat - ZBF 6/WH-100:UNBEDRUCKT - 0808736



Zack Marker strip, flat, Strip, white, unlabeled, can be labeled with: PLOTMARK, CMS-P1-PLOTTER, mounting type: snap into flat marker groove, for terminal block width: 6.2 mm, lettering field size: 5.15 x 6.15 mm, Number of individual labels: 10

Additional products

Remote signaling set - TTC-6-FMRS-UT - 2907810



Module set for the optical monitoring and floating remote signaling of neighboring surge protective devices of the TERMITRAB complete product range.

Separating plate - TTC-EX-PP - 1011977



Partition plate for NS-35/7,5 DIN rails to ensure a clearance of 50 mm between the remote signaling module and surge protection in TTC-EX systems.

Surge protection device - TTC-6P-2X1-M-EX-24DC-UT-I - 2906825

Accessories

Shield connection - SSA 3-6 - 2839295



Shield fast connection for 3 ... 6 mm cable diameter. Potential connecting cable: 200 mm, 1 mm², color: black

Shield connection - SSA 5-10 - 2839512



Shield fast connection for 5 ... 10 mm cable diameter. Potential connecting cable: 200 mm, 1 mm², color: black

Spare parts

Surge protection plug - TTC-6P-2X1-EX-24DC-I-P - 2907832



Surge protection plug with integrated status indicator for one 2-wire Ex i signal circuit with common reference potential. Nominal voltage: 24 V DC