

Property	Units	Value
Material	N/A	Aluminium Al1100
Colour	-	Black
Max working temperature	degC	500
Thermal resistance	degC/W	See graphs
Airflow	LFM	See graphs
Pressure drop	In. of H ₂ O	See graphs

Applications:

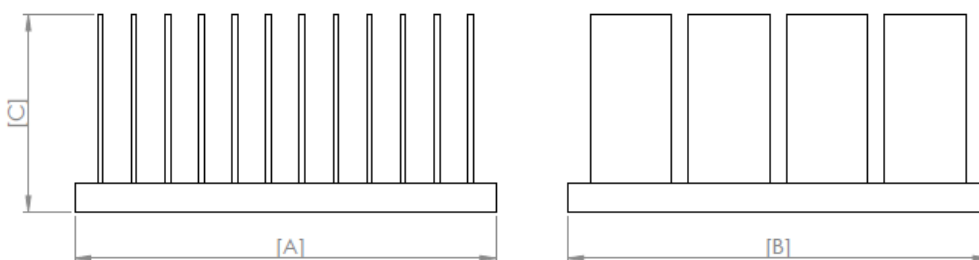
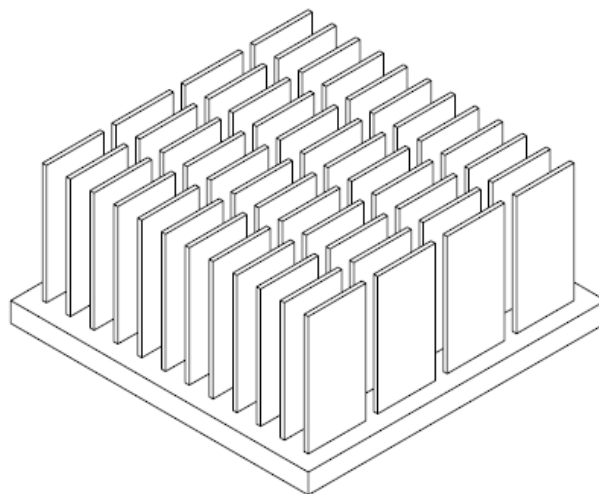
Suitable for use with a wide range of semi-conductor devices with flat surfaces.

Features:

- Cold-forged, ultra-high performance
- low thermal resistance
- suitable for low profile passive cooling

MPN	Title	Length mm (A)	Width mm (B)	Height mm (C)
SFH1901-06L	Heatsink, cold forged, 19x19x6mm	19	19	6
SFH1901-10L	Heatsink, cold forged, 19x19x10mm	19	19	10
SFH2501-07L	Heatsink, cold forged, 25x25x7mm	25	25	7
SFH2501-11L	Heatsink, cold forged, 25x25x11mm	25	25	11
SFH3001-08L	Heatsink, cold forged, 30x30x8mm	30	30	8
SFH3001-14L	Heatsink, cold forged, 30x30x14mm	30	30	14
SFH3501-09L	Heatsink, cold forged, 35x35x9mm	35	35	9
SFH3501-16L	Heatsink, cold forged, 35x35x16mm	35	35	16
SFH4001-09L	Heatsink, cold forged, 40x40x9mm	40	40	9
SFH4001-15L	Heatsink, cold forged, 40x40x15mm	40	40	15
SFH4001-21L	Heatsink, cold forged, 40x40x21mm	40	40	21
SFH4501-11L	Heatsink, cold forged, 45x45x11mm	45	45	11
SFH4501-21L	Heatsink, cold forged, 45x45x21mm	45	45	21

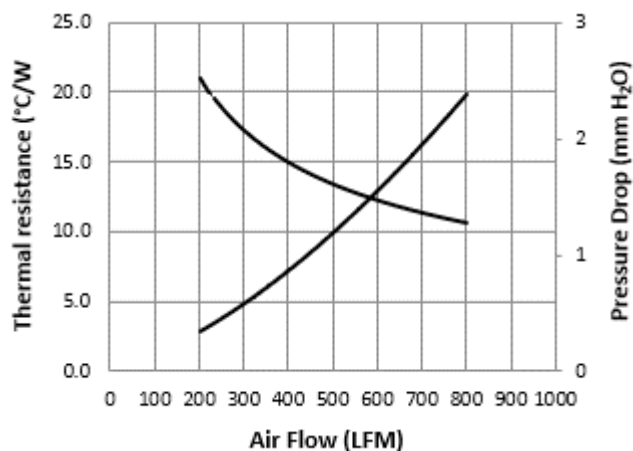
Drawing



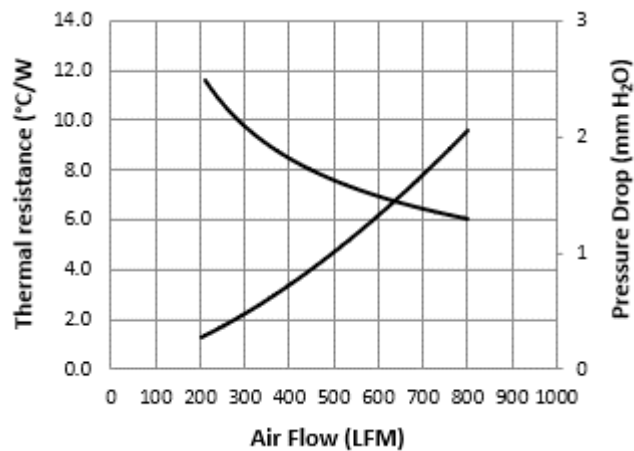
Base thickness is 2mm, fin thickness is 0.4mm and fin spacing is 2mm*.

*Apart from: SF4001-15L which has base thickness 3mm, fin thickness of 0.8 and spacing of 2.63mm.

Graphs

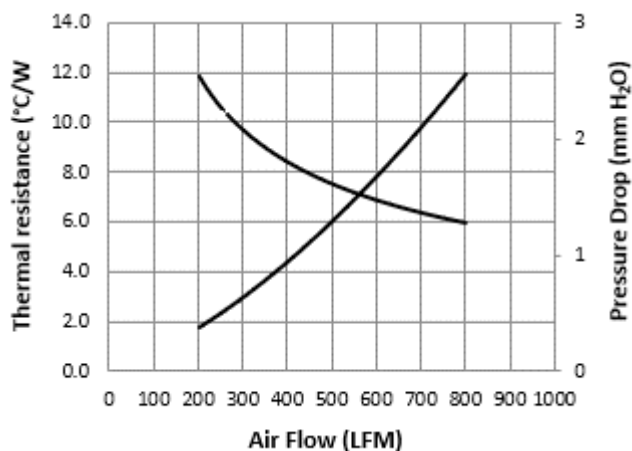


SFH1901-06L

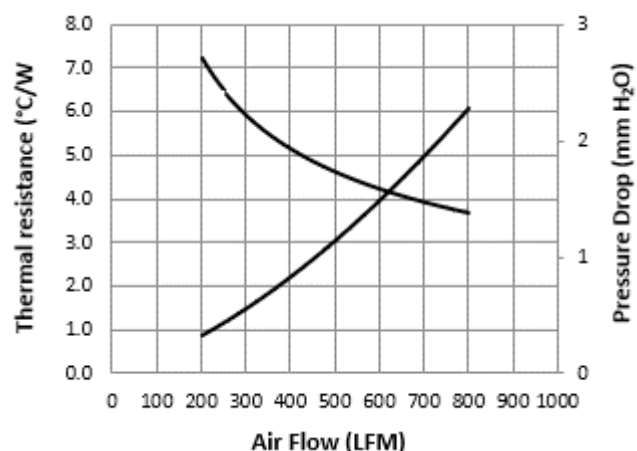


SFH1901-10L

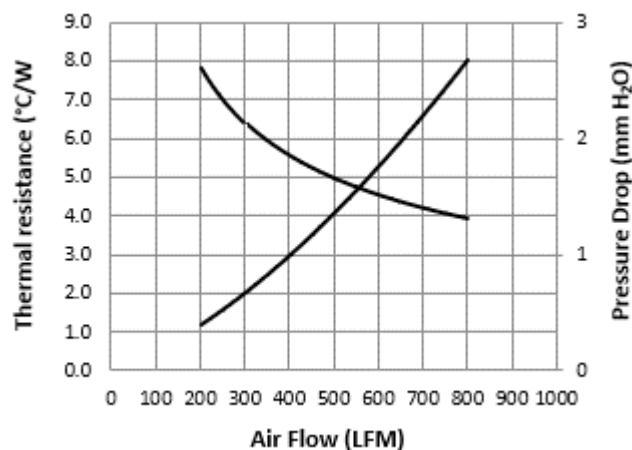
Graphs



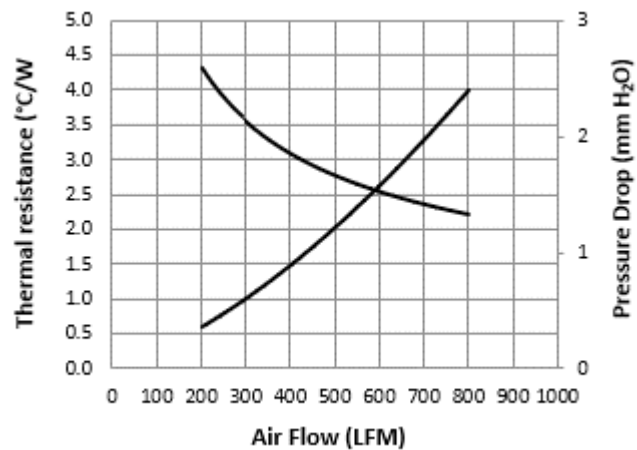
SFH2501-07L



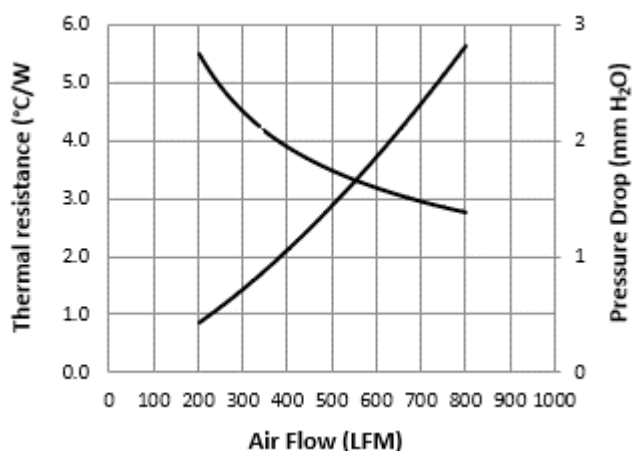
SFH2501-11L



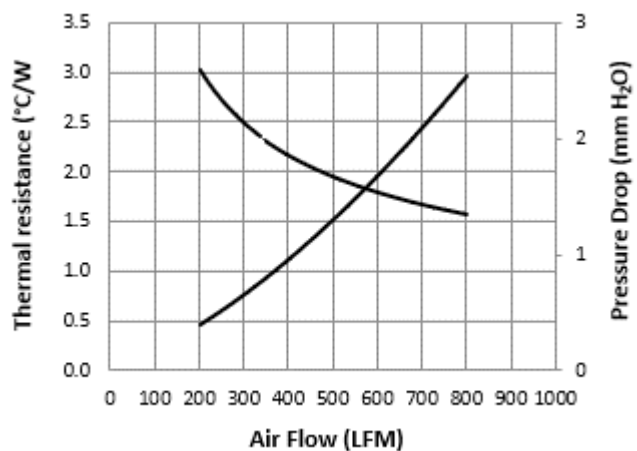
SFH3001-08L



SFH3001-14L

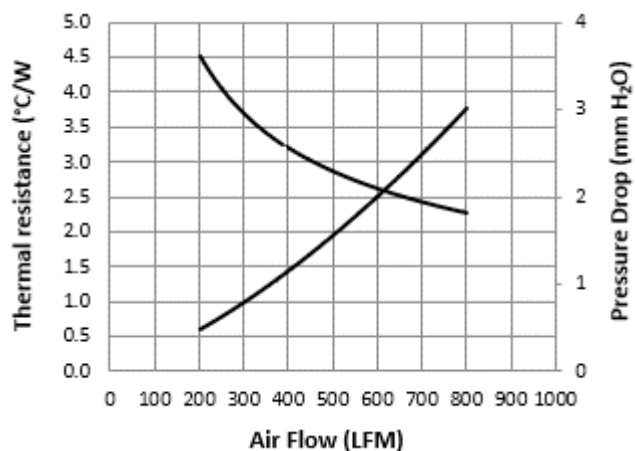


SFH3501-09L

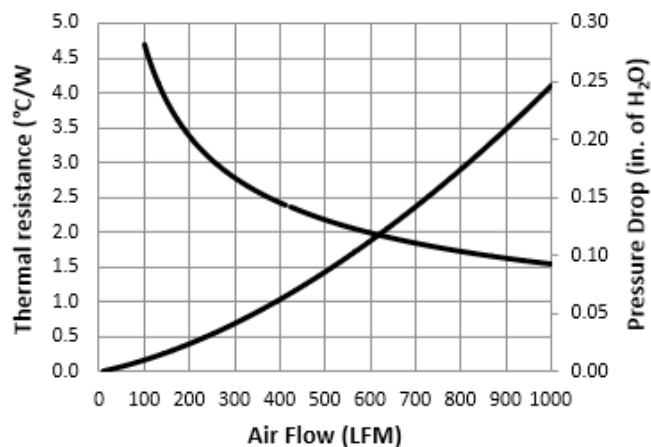


SFH3501-16L

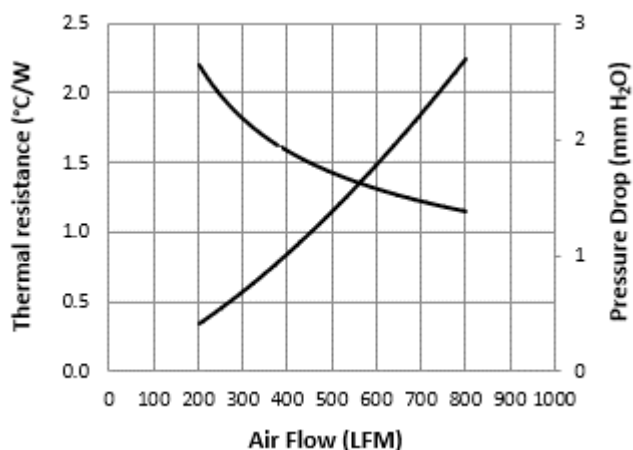
Graphs



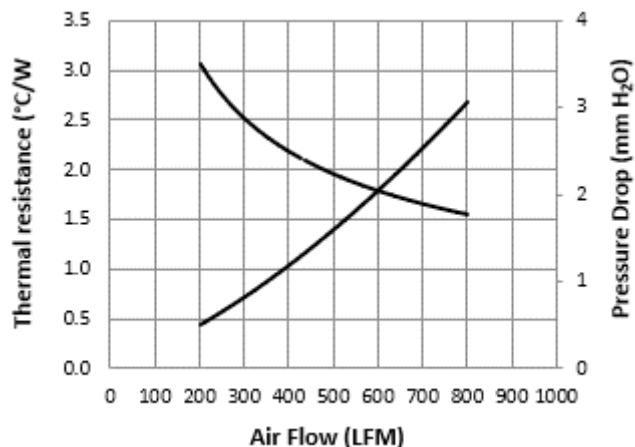
SFH4001-09L



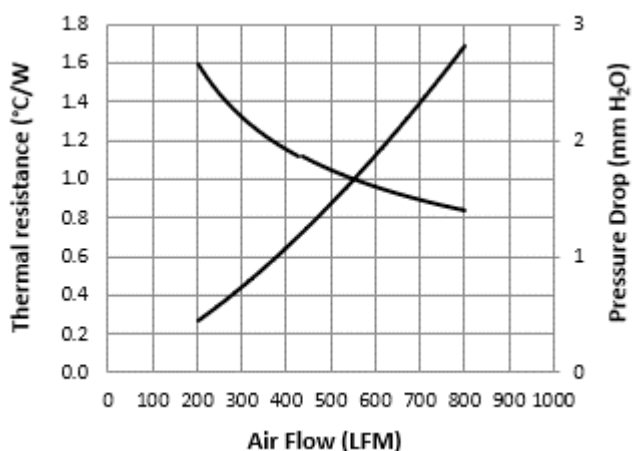
SFH4001-15L



SFH4001-21L



SFH4501-11L



SFH4501-21L