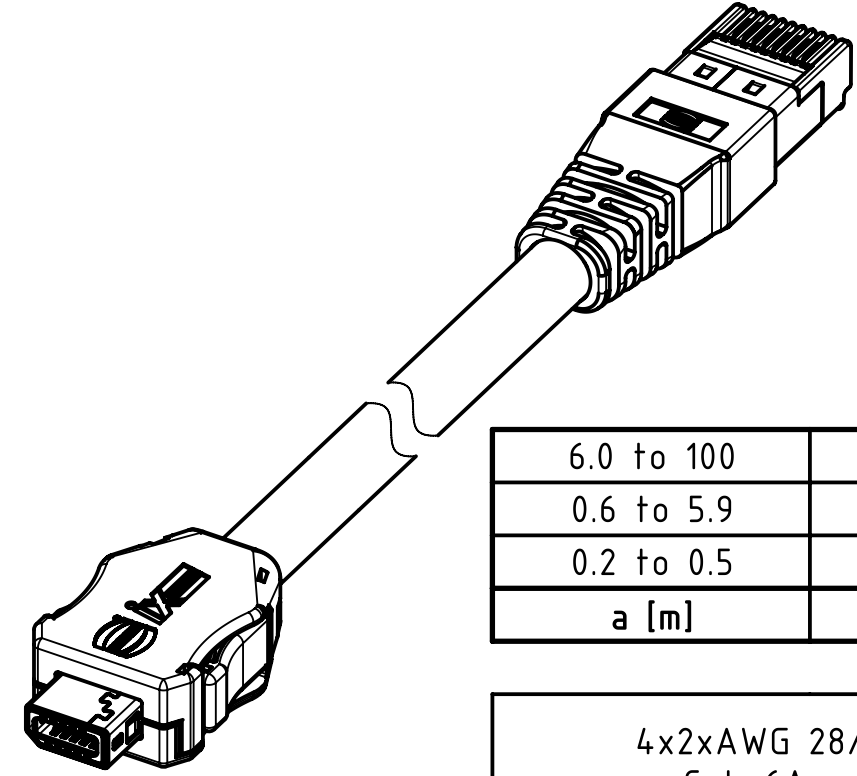
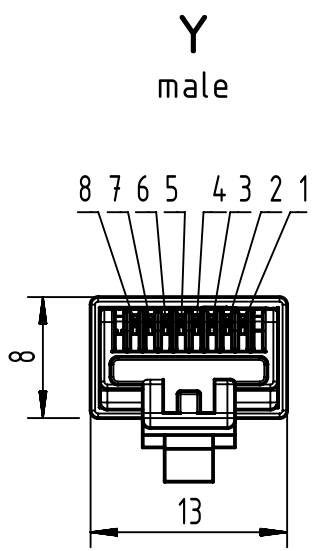
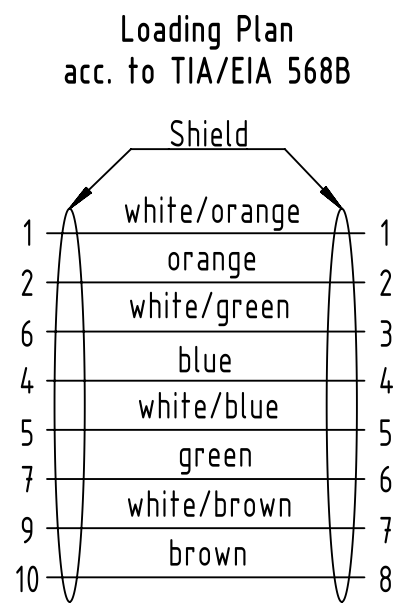
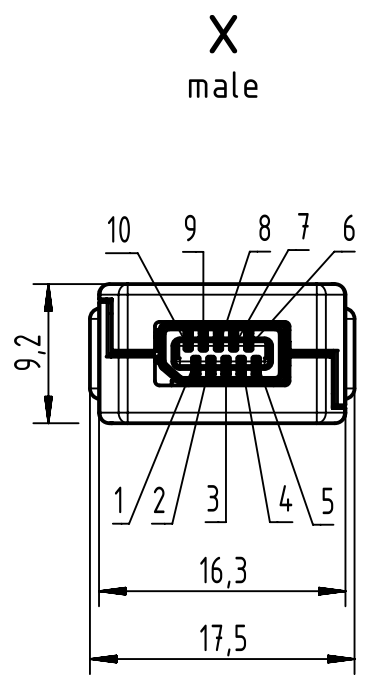
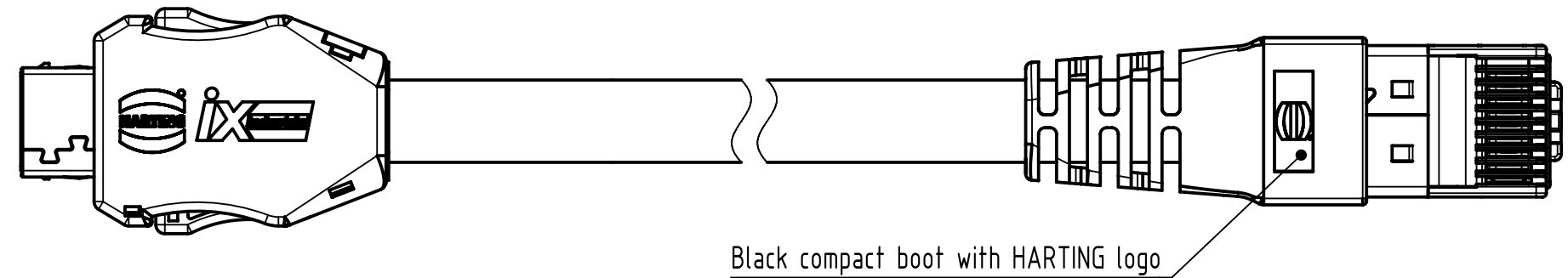
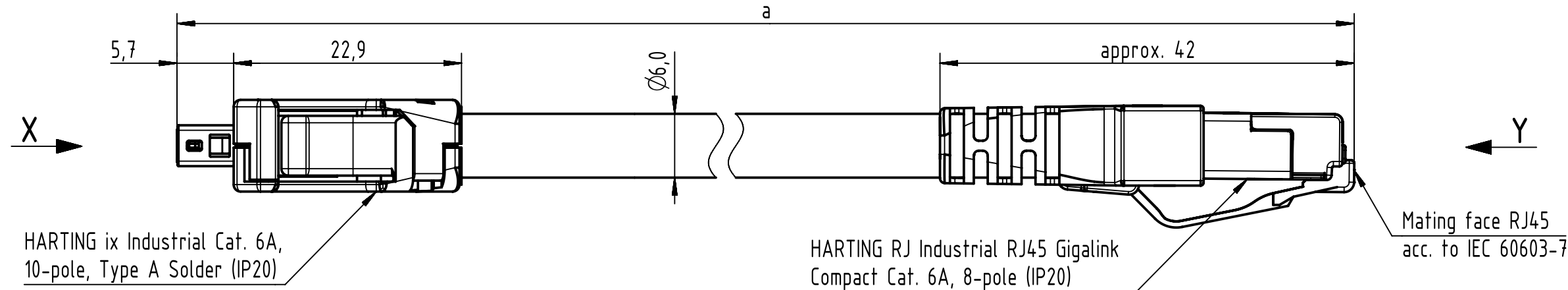


Connector Location A

Connector Location B



6.0 to 100	±1%
0.6 to 5.9	+0.04
0.2 to 0.5	+0.02
<b>a [m]</b>	<b>Tolerance</b>

length in "1m" step	100	XXX=000
	99	XXX=990
	.	.
	12	XXX=120
	11	XXX=110
length in "0.1m" step	10	XXX=100
	9.9	XXX=099
	9.8	XXX=098
	.	.
	0.5	XXX=005
	0.4	XXX=004
	0.3	XXX=003
	0.2	XXX=002
<b>Step</b>	<b>a [m]</b>	<b>XXX</b>

4x2xAWG 28/7, PVC, Cat. 6A, yellow
<b>Type of cable</b>

09482612749XXX
<b>Part no.</b>

Contacts 3 and 8 are not connected

- Temperature range: -40°C ... +80°C

	All rights reserved	Created by 402676 Gross	Inspected by COSTEA Costea	Standardisation MUNTEANV Muntean	Date 2019-10-18	State Final Release
	Department HCS - RO	Title ix Industrial - RJ45 PVC cable assembly		Doc-Key / ECM-Nr. 100695572/UGD/000/C 500000159464		
HARTING Customised Solutions D-32339 Espelkamp		Type TB	Number 09482612749XXX		Rev. C	Page 1/1