



TE Internal #: 1-1909119-4

2 x 1 Combo Jack, Single Port, RJ45 over Single USB, Standard Profile, Combo Jacks, Jack, Shielded, Standard - Latch Down, PCB Ground, Cat 3

[View on TE.com >](#)

Connectors > Modular Jacks & Plugs > Combo Jacks



Port Matrix Configuration: 2 x 1

Port Configuration: Single Port

Modular Jack & Plug Interface Type: RJ45 over Single USB

Connector Profile: Standard

Modular Jacks & Plugs Products: Combo Jacks

Features

Product Type Features

Connector & Contact Terminates To	Printed Circuit Board
Connectors & Connector Components Type	Connector
Modular Jack & Plug Interface Type	RJ45 over Single USB
Modular Jacks & Plugs Products	Combo Jacks
Modular Connector Style	Jack
Grounding Options	PCB Ground
Connector System	Cable-to-Board

Configuration Features

PCB Mount Orientation	Right Angle
Number of PCB Ground Tabs	4
Multiple Port Configuration	Stacked
Port Matrix Configuration	2 x 1
Port Configuration	Single Port
Connector Contact Density	Standard
Number of Positions	4, 12



Number of Loaded Positions	4, 12
Body Features	
Shell Plating Material	Brass
Connector Profile	Standard
Modular Jack Latch Orientation	Standard - Latch Down
Shield Material	Brass
Shield Plating Material	Nickel
Contact Features	
Contact Underplating Material	Nickel
Contact Base Material	Phosphor Bronze
Contact Current Rating (Max)	1 A, 5 A
PCB Contact Termination Area Plating Material	Gold Flash
Termination Features	
Termination Method to PCB	Through Hole - Solder
Mechanical Attachment	
Connector Mounting Type	Board Mount
Housing Features	
Housing Color	Black
Housing Material	PBT GF
Centerline (Pitch)	1.02 mm, 2 mm, 2.5 mm[.04 in][.07 in][.09 in]
Usage Conditions	
Operating Temperature Range	-40 – 85 °C[-40 – 185 °F]
Operation/Application	
Indicator Type	LED
Circuit Application	Signal
Shielded	Yes
Industry Standards	
UL Flammability Rating	UL 94V-0
Performance Category	Cat 3
Packaging Features	
Packaging Method	Box & Tray, Tray



Product Compliance

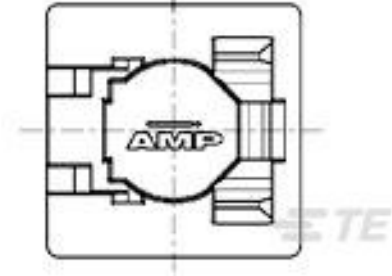
For compliance documentation, visit the product page on TE.com>

EU RoHS Directive 2011/65/EU	Compliant
EU ELV Directive 2000/53/EC	Compliant
China RoHS 2 Directive MIIT Order No 32, 2016	No Restricted Materials Above Threshold
EU REACH Regulation (EC) No. 1907/2006	Current ECHA Candidate List: JAN 2025 (247) Candidate List Declared Against: JAN 2025 (247) Does not contain REACH SVHC
Halogen Content	Not Low Halogen - contains Br or Cl > 900 ppm.
Solder Process Capability	Wave solder capable to 265°C

Product Compliance Disclaimer

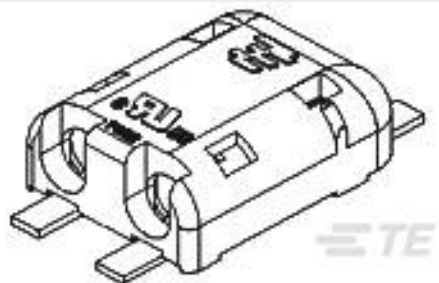
This information is provided based on reasonable inquiry of our suppliers and represents our current actual knowledge based on the information they provided. This information is subject to change. The part numbers that TE has identified as EU RoHS compliant have a maximum concentration of 0.1% by weight in homogenous materials for lead, hexavalent chromium, mercury, PBB, PBDE, DBP, BBP, DEHP, DIBP, and 0.01% for cadmium, or qualify for an exemption to these limits as defined in the Annexes of Directive 2011/65/EU (RoHS2). Finished electrical and electronic equipment products will be CE marked as required by Directive 2011/65/EU. Components may not be CE marked. Additionally, the part numbers that TE has identified as EU ELV compliant have a maximum concentration of 0.1% by weight in homogenous materials for lead, hexavalent chromium, and mercury, and 0.01% for cadmium, or qualify for an exemption to these limits as defined in the Annexes of Directive 2000/53/EC (ELV). Regarding the REACH Regulation, the information TE provides on SVHC in articles for this part number is based on the latest European Chemicals Agency (ECHA) 'Guidance on requirements for substances in articles' posted at this URL: <https://echa.europa.eu/guidance-documents/guidance-on-reach>

Compatible Parts



TE Part # 188729-1
[8P.COVER/SOLD.STOP](#)

Customers Also Bought



TE Part #1954097-1
[Poke In SMT,2 Position Connect](#)



TE Part #5223957-3
[UPM GUIDE MODULE](#)



TE Part #254123-E
[STVE 160 F ABCDE VVVV 7-00 EE 4,0 * 247](#)



TE Part #6-2176366-5
[RQ 0603 2K0 0.1% 10PPM 1K RL](#)



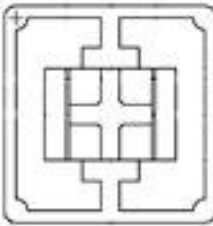
TE Part #5646956-1
[UPM EXPANDED PIN ASSEMBLY](#)



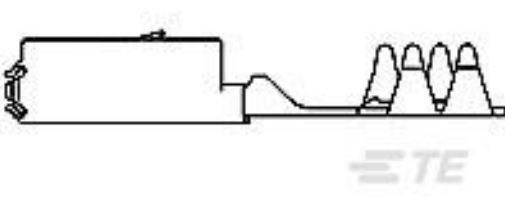
TE Part #6-1415537-5
[SR6A6K24](#)



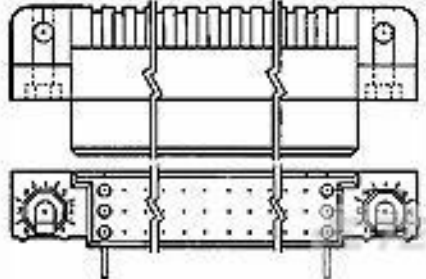
TE Part #3-640621-2
[02P MTA100 CONN ASSY F/T NATL](#)



TE Part #1571384-4
[CAP,BLACK](#)



TE Part #929387-1
[MQS0,63 Sn rec LL unseal. FFC](#)



TE Part #1-532431-1
[HDI RECP ASSY 3 ROW 210 POS](#)

Documents

[Product Drawings](#)
[VAO, MODULAR JACK, RJ45+USBx1F, W/ LED](#)
English

[CAD Files](#)
[3D PDF](#)
3D
Customer View Model
[ENG_CVM_CVM_1-1909119-4_B.2d_dxf.zip](#)
English
Customer View Model
[ENG_CVM_CVM_1-1909119-4_B.3d_igs.zip](#)
English
Customer View Model
[ENG_CVM_CVM_1-1909119-4_B.3d_stp.zip](#)
English

By downloading the CAD file I accept and agree to the [Terms and Conditions](#) of use.

Product Specifications

1-1909119-4

2 x 1 Combo Jack, Single Port, RJ45 over Single USB, Standard Profile, Combo Jacks, Jack, Shielded, Standard - Latch Down, PCB Ground, Cat 3



Product Specification

English