



Ultra-Durable Floor Marking Tape 971

Technical Data

October 2017

Product Description 3M™ Ultra Durable Floor Marking Tape 971 is designed to withstand the scuffing from pallets and heavy equipment found in high traffic areas. Its unique adhesive provides a strong bond to the floor yet promotes one piece clean removal. The tape is ideal for 5S lean manufacturing initiatives.

Product Construction	Backing	Adhesive	Color	Standard Roll Length
	Poly Lactic Acid (PLA)	Rubber	Yellow, White, Red and Blue	36 yds (32.9 m)

Typical Physical Properties

Note: The following technical information and data should be considered representative or typical only and should not be used for specification purposes.

		ASTM Test Method
Adhesion to Steel:	50 oz./in. width (54.3 N/100 mm)	D-3330
Tensile Strength:	3,000 lbs./in. width (52,450 N/100 mm)	D-3759
Elongation at Break:	4 %	D-3759
Liner Release:	2 oz/in (18 g/cm)	D-3330
Tape Thickness:	32 mils (0.8 mm)	D-3652

Features

- 3M™ Ultra Durable Floor Marking Tape 971 is designed to withstand heavy traffic areas as well as scuffing from pallets and heavy equipment.
- The unique adhesive provides a strong bond to most floors and excellent holding power, yet provides clean one-piece removal from many surfaces.
- Pigmented backings maintain their vivid colors even when exposed to heavy abrasion.
- Easy release liner for quick application.
- Ideal for 5S lean manufacturing initiatives.

3M™ Ultra Durable Floor Marking Tape 971

Floor Marking Installation

Surface Preparation

1. Surfaces to be marked with 3M™ Ultra-Floor Marking Tape should be as clean, dry and smooth as possible. Floors may require cleaning to remove all traces of oils, grease, moisture, and any accumulation of waxes, coatings, finishes as well as dust, dirt and other grime.
2. Cleaning solutions should be chosen that do not leave residues or waxes on the surface to which the tape is to be applied. Always allow sufficient time for thorough drying of the cleaning solution prior to application of the tape.
3. Freshly sealed surfaces, including, but not limited to, concrete, varnished or waxed floors should be allowed to dry thoroughly prior to application of the tape.

Note: Be sure to follow manufacturer's precautions and directions for use when using cleaning solutions or sealers. Wear appropriate personal protective equipment when sandblasting, scraping, sanding or grinding.

Application Procedures

1. After completing the surface preparation process 3M™ Ultra Durable Floor Marking Tape can then be applied to the surface of the intended application. Optimal adhesion is obtained when both the tape and intended surface are within a temperature range of 60° to 80°F (16° to 27°C).
2. When applying the tape in long straight lines a chalk line may be used as a guide line (figure 1).
3. To apply the tape, remove a portion of the liner from one end of the tape and firmly tack it down to the floor. Gently pull liner away from tape at an angle as it is being applied by hand, following the chalk line (figure 2).
4. Where joints are required, such as at corners and splices, a miter joint or butt joint is recommended (see figure 3 and figure 4).
5. Once the tape has been applied, a weighted roller, hand roller or 3M™ Hand Applicator PA1-B Blue is recommended to help fully adhere the adhesive of the tape to the application surface.

Figure 1

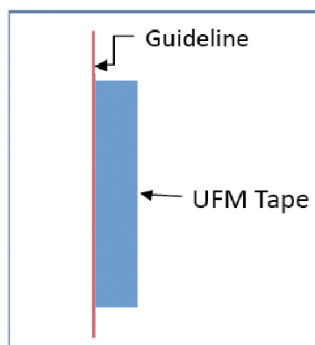


Figure 2

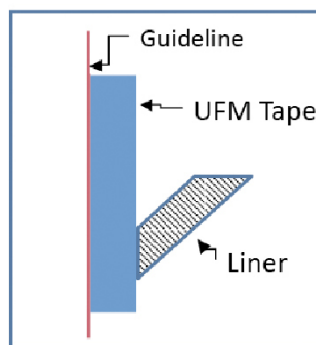


Figure 3

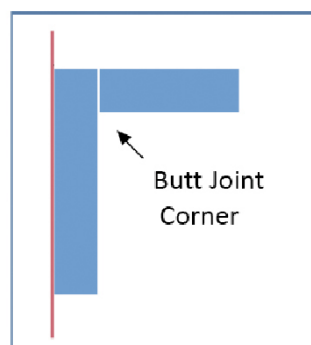
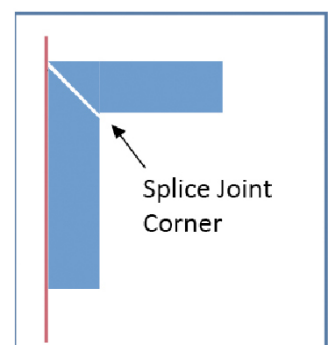


Figure 4



3M™ Ultra Durable Floor Marking Tape 971

Removal Techniques

1. To help minimize damage to the surface and to encourage clean removal it recommended the 3M™ Ultra-Floor Marking Tape be lifted gently at a corner then pulled-up at a perpendicular angle.
2. If there is any adhesive residue, it may be softened by use of 3M™ Citrus Based Cleaner or many common solvents such as heptane, toluene or methyl ethyl ketone.*

*Be sure to follow the manufacturer's precautions and directions for use when using solvents. Prior to using any solvent to help remove adhesive residues, it is strongly recommended that the solvent be tested to determine compatibility in an inconspicuous location with the underlying surface finish.

Storage

Store under normal conditions of 70°F (21°C) and 50% R.H. in the original carton.

Shelf Life

To obtain best performance, use 3M™ Ultra-Floor Marking Tape within 12 months from date of manufacture.

Technical Information

The technical information, guidance, and other statements contained in this document or otherwise provided by 3M are based upon records, tests, or experience that 3M believes to be reliable, but the accuracy, completeness, and representative nature of such information is not guaranteed. Such information is intended for people with knowledge and technical skills sufficient to assess and apply their own informed judgment to the information. No license under any 3M or third party intellectual property rights is granted or implied with this information.

Product Selection and Use

All statements, technical information and recommendations contained in this document are based upon tests or experience that 3M believes are reliable. However, many factors beyond 3M's control can affect the use and performance of a 3M product in a particular application, including the conditions under which the product is used and the time and environmental conditions in which the product is expected to perform. Since these factors are uniquely within the user's knowledge and control, it is essential that the user evaluate the 3M product to determine whether it is fit for a particular purpose and suitable for the user's method of application.

Warranty, Limited Remedy and Disclaimer

Unless a different warranty is specifically stated on the applicable 3M product packaging or product literature (in which case such warranty governs), 3M warrants that each 3M product meets the applicable 3M product specification at the time 3M ships the product. 3M MAKES NO OTHER WARRANTIES OR CONDITIONS, EXPRESS OR IMPLIED, INCLUDING, BUT NOT LIMITED TO, ANY IMPLIED WARRANTY OR CONDITION OF MERCHANTABILITY, FITNESS FOR A PARTICULAR PURPOSE, OR ARISING OUT OF A COURSE OF DEALING, CUSTOM, OR USAGE OF TRADE. If a 3M product does not conform to this warranty, then the sole and exclusive remedy is, at 3M's option, replacement of the 3M product or refund of the purchase price.

Limitation of Liability

Except for the limited remedy stated above, and except to the extent prohibited by law, 3M will not be liable for any loss or damage arising from or related to the 3M product, whether direct, indirect, special, incidental, or consequential (including, but not limited to, lost profits or business opportunity), regardless of the legal or equitable theory asserted, including, but not limited to, warranty, contract, negligence, or strict liability.

ISO 2001

This Industrial Adhesives and Tapes Division product was manufactured under a 3M quality system registered to ISO 9001 standards.



Industrial Adhesives and Tapes Division

3M Center, Building 225-3S-06
St. Paul, MN 55144-1000
800-362-3550 • 877-369-2923 (fax)
3M.com/IATD

3M is a trademark of 3M Company.
© 3M 2017 (10/17)