
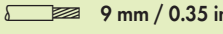
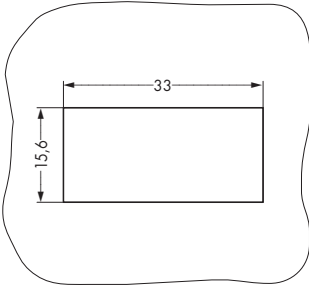








WINSTA® MIDI Snap-In Sockets, 3-Pole

Cutout dimensions Plate thickness: 0.5 ... 2 mm Cutout tolerance: + 0.1 mm	2 x 0.5 ... 4 mm ² ① 250 V/4 kV/3 I _N 25 A	2 x 20 ... 12 AWG	2 x 0.5 ... 4 mm ² ① 250 V/4 kV/3 I _N 25 A	2 x 20 ... 12 AWG
	 9 mm / 0.35 in. ② Approvals		 9 mm / 0.35 in. ② Approvals	



Description	Color	Item No.	Pack. Unit	Color	Item No.	Pack. Unit
Connectors, snap-in device connection, 3-pole, with Push-in CAGE CLAMP® connection, snap-in frame, 3-pole	Socket			Socket with protruding interface		
	● black	770-703	100	● black	770-703/009-000	45
	○ white	770-723	100	○ white	770-723/009-000	45
	● red	770-2303	100			
	● orange	770-2343	100			
	● brown	770-2363	100			

Item-Specific Accessories						
			Lockout cap, for socket, separable, 12-pole		Lockout cap, for socket, separable, 12-pole	
				black 770-201 100		black 770-201 100
				white 770-221 100		white 770-221 100
			Operating tool, partially insulated		Operating tool, partially insulated	
				3-way 770-383 1		3-way 770-383 1

Accessories, 770 Series						
			Lockout cap, for cutout, 3-pole		Lockout cap, for cutout, 3-pole	
				black 770-643 100		black 770-643 100
				white 770-693 100		white 770-693 100

Info	Dimensions
------	------------

① Conductor sizes: 0.5 ... 4 mm² "s + f-st"
0.5 ... 2.5 mm² "stranded"

② For "International Certification Organizations" and "Approvals - User Guide," see page 300.

● black	Coding A	(L ⊕ N)
○ white	Coding A	(L ⊕ N)
● red	Coding P	(L ⊕ N)
● orange	Coding R	(LON LON S)
● brown	Coding S	(1 2 L)

For coding information, see page 284.
Fire load data available upon request.

