




Terminals & Splices > Splices



Wire Size: 21 mm²
Sealable: No
Splice Features: **Standard**
Barrel Inside Diameter: 7.52 mm [.296 in]

Features

Product Type Features

Splice Accessory Type	Splice
Sealable	No
Splice Type	Butt Splice
Serrated	No
Compatible With Discrete Wire Type	Solid, Stranded
Wire Insulation Support Retention Type	Non-Insulation Support

Configuration Features

Compatible With Wire & Cable Type	Discrete Wire
-----------------------------------	---------------

Body Features

Weight per Piece	16.612 g
Plating Material	Tin
Splice Features	Standard
Primary Product Material	Copper

Contact Features

	100 μin
--	---------

Contact Plating Material	Tin
Barrel Type	Closed

Mechanical Attachment

Wire Insulation Support	Without
-------------------------	---------

Dimensions

Outside Diameter	11.76 mm[.463 in]
Wire Size	33100 – 52600 CMA
Barrel Inside Diameter	7.52 mm[.296 in]
Terminal Material Thickness	1.85 mm[.073 in]
Overall Product Length	28.96 mm[1.14 in]

Usage Conditions

Insulation Option	Uninsulated
Operating Temperature Range	170 °C[338 °F]

Operation/Application

Heavy Duty	No
Compatible With Wire Base Material	Copper

Industry Standards

Government Qualified Splice	No
-----------------------------	----

Packaging Features

Packaging Quantity	100
Packaging Method	Loose Piece

Other

Military Category	No
-------------------	----

Product Compliance

For compliance documentation, visit the product page on TE.com>







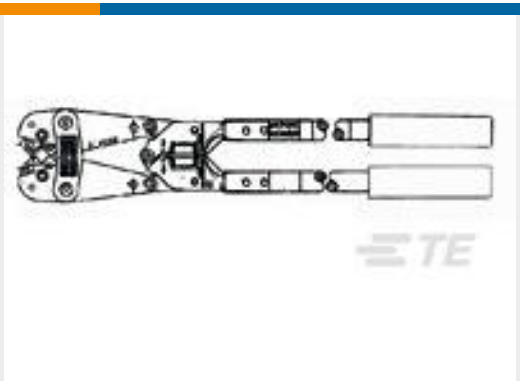
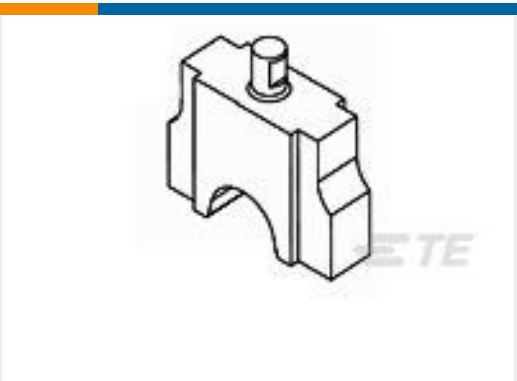
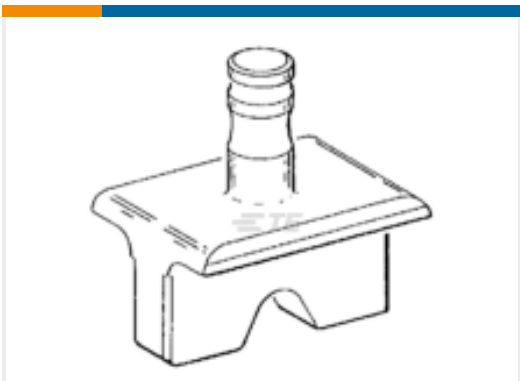

EU RoHS Directive 2011/65/EU	Compliant
EU ELV Directive 2000/53/EC	Compliant
China RoHS 2 Directive MIIT Order No 32, 2016	No Restricted Materials Above Threshold
EU REACH Regulation (EC) No. 1907/2006	Current ECHA Candidate List: JUNE 2022 (224) Candidate List Declared Against: JUNE 2022 (224)

Halogen Content	Does not contain REACH SVHC
Solder Process Capability	Low Halogen - Br, Cl, F, I < 900 ppm per homogenous material. Also BFR/CFR/PVC Free
	Not applicable for solder process capability

Product Compliance Disclaimer

This information is provided based on reasonable inquiry of our suppliers and represents our current actual knowledge based on the information they provided. This information is subject to change. The part numbers that TE has identified as EU RoHS compliant have a maximum concentration of 0.1% by weight in homogenous materials for lead, hexavalent chromium, mercury, PBB, PBDE, DBP, BBP, DEHP, DIBP, and 0.01% for cadmium, or qualify for an exemption to these limits as defined in the Annexes of Directive 2011/65/EU (RoHS2). Finished electrical and electronic equipment products will be CE marked as required by Directive 2011/65/EU. Components may not be CE marked. Additionally, the part numbers that TE has identified as EU ELV compliant have a maximum concentration of 0.1% by weight in homogenous materials for lead, hexavalent chromium, and mercury, and 0.01% for cadmium, or qualify for an exemption to these limits as defined in the Annexes of Directive 2000/53/EC (ELV). Regarding the REACH Regulation, the information TE provides on SVHC in articles for this part number is based on the latest European Chemicals Agency (ECHA) 'Guidance on requirements for substances in articles' posted at this URL: <https://echa.europa.eu/guidance-documents/guidance-on-reach>

Compatible Parts

 <p>TE Part # 1490414-2 HYP10 SOLIS HD 6-4AWG INDENTER</p>	 <p>TE Part # 601075 BANTAM ROTA-CRIMP TOOL</p>	 <p>TE Part # 8-34323-3 SPLICE, SOLIS BUTT 4</p>	 <p>TE Part # 1490413-3 HYP10 SOLIS 4AWG NEST</p>
 <p>TE Part # 48127 HYP8 SOLIS 6-2AWG INDENTER</p>	 <p>TE Part # 69218 HYP8/10 SOLIS 4AWG DIE SET</p>	 <p>TE Part # 600850 ROTO-CRIMP TOOL (ASI)</p>	 <p>TE Part # 1901000-2 NEST #4</p>
 <p>TE Part # 48129 HYP8 SOLIS 4AWG NEST</p>	 <p>TE Part # 59131 HEAVY DUTY HT, SOLIS #4</p>		



Documents

Product Drawings

SPLICE,SOLIS BUTT 4

English

CAD Files

Customer View Model

ENG_CVM_CVM_34323_H.2d_dxf.zip

English

3D PDF

3D

Customer View Model

ENG_CVM_CVM_34323_H.3d_igs.zip

English

Customer View Model

ENG_CVM_CVM_34323_H.3d_stp.zip

English

By downloading the CAD file I accept and agree to the [Terms and Conditions](#) of use.

Datasheets & Catalog Pages

SOLISTRAND - QRG

English

Product Environmental Compliance

TE Material Declaration

English

Agency Approvals

UL Report

English

UL Report

English