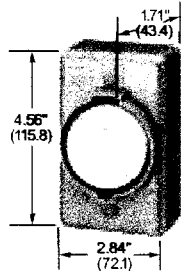
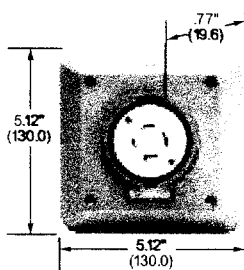


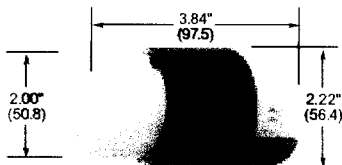
HBL2420AR



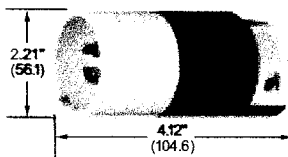
HBL2420SR



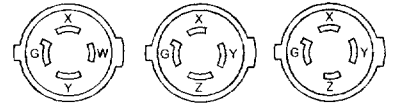
HBL2420SR2



HBL2423



HBL2421S



NEMA L14-20R  
20A 125/250V AC  
UL/CSA  
2 (2) HP

NEMA L15-20R  
20A 3Ø 250V AC  
UL/CSA  
3 HP

NEMA L16-20R  
20A 3Ø 480V AC  
UL/CSA  
5 HP

### Safety-Shroud Twist-Lock Receptacles

Description	Catalog Numbers		
Gray Valox Angle housing, one gang	HBL2410AR	HBL2420AR	HBL2430AR
Gray Valox Surface mounting, one gang	HBL2410SR	HBL2420SR	HBL2430SR
Gray Valox Semi-flush, two gang	HBL2410SR2	HBL2420SR2	HBL2430SR2

Note: See page B-65 for box mounting application.  
Housing and flange gray valox.

### IP20 SUITABILITY

### Insulgrip Connector Bodies



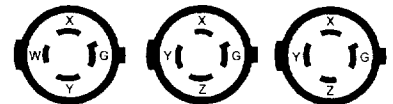
NEMA L14-20R  
20A 125/250V  
UL/CSA

NEMA L15-20R  
20A 3Ø 250V AC  
UL/CSA

NEMA L16-20R  
20A 3Ø 480V AC  
UL/CSA

Description	Catalog Numbers		
Black and white nylon	HBL2413	HBL2423	HBL2433

Note: Cord clamp range .595 to .895" (15.1 to 22.7).



NEMA L14-20P  
20A 125/250V  
UL/CSA  
2 (2) HP

NEMA L15-20P  
20A 3Ø 250V AC  
UL/CSA  
3 HP

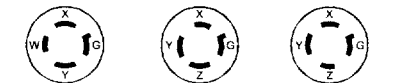
NEMA L16-20P  
20A 3Ø 480V AC  
UL/CSA  
5 HP

### IP20 SUITABILITY

### Safety-Shroud Twist-Lock Plugs

Description	Catalog Numbers		
Black and white nylon body, White Valox shroud	HBL2411S	HBL2421S	HBL2431S

Note: Cord clamp range .595 to .895" (15.1 to 22.7).



NEMA L14-20P  
20A 125/250V AC  
UL/CSA

NEMA L15-20P  
20A 3Ø 250V AC  
UL/CSA

NEMA L16-20P  
20A 3Ø 480V AC  
UL/CSA

### Insulgrip Flanged Inlets

Description	Catalog Numbers		
Nylon casing, back wired	HBL2415	HBL2425	HBL2435

Notes: Only receptacles and plugs 480V AC or less are HP rated.  
All HP ratings are AC only.  
For technical information, see page B-77.  
The horsepower rating in parentheses is phase to neutral.