

# C6342D630

trip unit MicroLogic 2.3 for ComPacT NSX 630  
circuit breakers, electronic, rating 630A, 4 poles  
4d



## Main

Range	ComPacT new generation
Range of product	ComPacT NSX400...630 new generation
Product or component type	Trip unit
Trip unit name	Micrologic 2.3
Trip unit technology	Electronic
Range compatibility	ComPacT new generation NSX630
Device application	Distribution
Poles description	4P
Protected poles description	3D + N/2 4D 3D
Neutral position	Left
Trip unit protection functions	LSol
Protection type	L : for overload protection (long time) So : for short time short-circuit protection with fixed delay I : for instantaneous short-circuit protection
Trip unit rating	630 A at 40 °C
[Ue] rated operational voltage	690 V AC 50/60 Hz
Network type	AC
Network frequency	50/60 Hz
Circuit breaker mounting mode	Fixed

## Complementary

Long-time pick-up adjustment type Ir (thermal protection)	Adjustable 9 settings
[Ir] long-time protection pick-up adjustment range	250...630 A
Long-time protection delay adjustment type tr	Fixed
[tr] long-time protection delay adjustment range	11 S at 7.2 x Ir 16 S at 6 x Ir 400 s at 1.5 x Ir
Neutral protection settings	0.5 x Ir (3D + N/2) 1 x Ir (4D) No protection (3D)
Thermal memory	20 minutes before and after tripping
Short-time protection pick-up adjustment type Isd	Adjustable 9 settings
[Isd] Short-time protection pick-up adjustment range	1.5...10 x Ir
Short-time protection delay adjustment type tsd	Fixed
Instantaneous protection pick-up adjustment type li	Fixed
[li] instantaneous protection pick-up adjustment range	6900 A
Earth-leakage protection	Without
Zone selective interlocking ZSI	Without
Local signalling	Flashing LED (green) for ready to operate LED 105 % Ir (red) for overload LED 90 % Ir (orange) for overload

The information provided in this documentation contains general descriptions and/or technical characteristics of the performance of the products contained herein. This documentation is not intended as a substitute for and is not to be used for determining suitability or reliability of these products for specific user applications. It is the duty of any such user or integrator to perform the appropriate and complete risk analysis, evaluation and testing of the products with respect to the relevant specific application or use thereof. Neither Schneider Electric Industries SAS nor any of its affiliates or subsidiaries shall be responsible or liable for misuse of the information contained herein.





## Environment

Standards	EN/IEC 60947-2
Electrical shock protection class	Class II
Pollution degree	3 conforming to IEC 60947-1
IP degree of protection	IP40 conforming to IEC 60529
Ambient air temperature for operation	-25...70 °C
Ambient air temperature for storage	-50...85 °C

## Packing Units

Unit Type of Package 1	PCE
Number of Units in Package 1	1
Package 1 Height	13.5 cm
Package 1 Width	17.3 cm
Package 1 Length	22.0 cm
Package 1 Weight	1.774 kg
Unit Type of Package 2	P06
Number of Units in Package 2	32
Package 2 Height	74.5 cm
Package 2 Width	60.0 cm
Package 2 Length	80.0 cm
Package 2 Weight	69.0 kg
Unit Type of Package 3	S03
Number of Units in Package 3	4
Package 3 Height	30.0 cm
Package 3 Width	30.0 cm
Package 3 Length	40.0 cm
Package 3 Weight	7.53 kg

## Offer Sustainability

REACH Regulation	 <a href="#">REACH Declaration</a>
EU RoHS Directive	Compliant  <a href="#">EU RoHS Declaration</a>
Mercury free	Yes
RoHS exemption information	 <a href="#">Yes</a>
China RoHS Regulation	 <a href="#">China RoHS Declaration</a>

## Contractual warranty

Warranty	18 months
----------	-----------