

514-AG10D

✕ OBSOLETE

TE Internal #: 1-1437531-7


TE Internal Description: 514-AG10D=SOCKET ASSY

DIP Socket: Standard, Screw Machine, Closed, Gold

[View on TE.com >](#)



Connectors > Socket Connectors > IC Sockets > DIP Sockets > DIP Socket: Standard, Screw Machine, Closed, Gold



Contact Fabrication: Solid

Number of Positions: 14

Connector Profile: Standard

Row-to-Row Spacing: 7.62 mm [.3 in]

Contact Mating Area Plating Material: Gold (Au)

[All DIP Socket: Standard, Screw Machine, Closed, Gold \(0\)](#)

Features

Product Type Features

Connector & Contact Terminates To	Printed Circuit Board
-----------------------------------	-----------------------

Configuration Features

PCB Mount Orientation	Vertical
Number of Rows	2
Number of Positions	14

Electrical Characteristics

Contact Resistance	10 mΩ
Insulation Resistance	5000 MΩ

Body Features

Sleeve Plating Material	Gold
Frame Style	Closed
Sleeve Material	Brass/Copper
Connector Profile	Standard



Contact Features

Mating Contact Type	Four-Fingered
Contact Base Material	Beryllium Copper
IC Socket Type	DIP
PCB Contact Termination Area Plating Material	Gold
Contact Type	Pin
Contact Fabrication	Solid
Contact Mating Area Plating Material	Gold (Au)
	25 µin
Contact Current Rating (Max)	3 A

Termination Features

Termination Method to PCB	Through Hole - Solder
Termination Post & Tail Length	3.18 mm[.125 in]

Mechanical Attachment

Connector Mounting Type	Board Mount
Mating Alignment Type	Polarization
Mating Alignment	With

Housing Features

Housing Material	Polyester
Centerline (Pitch)	2.54 mm[.1 in]

Dimensions

Product Length	17.78 mm[.7 in]
Profile Height from PCB	4.57 mm[.18 in]
Row-to-Row Spacing	7.62 mm[.3 in]

Operation/Application

Circuit Application	Signal
---------------------	--------

Industry Standards

UL Flammability Rating	UL 94V-0
------------------------	----------

Packaging Features

Packaging Method	Box & Tube, Tube
Packaging Quantity	34



Product Compliance


For compliance documentation, visit the product page on TE.com>

EU RoHS Directive 2011/65/EU	Compliant with Exemptions
EU ELV Directive 2000/53/EC	Compliant with Exemptions
China RoHS 2 Directive MIIT Order No 32, 2016	Restricted Materials Above Threshold
EU REACH Regulation (EC) No. 1907/2006	Current ECHA Candidate List: JAN 2025 (247) Candidate List Declared Against: JUL 2021 (219) SVHC > Threshold: Pb (.6% in COMPONENT PART) Article Safe Usage Statements: Do not eat, drink or smoke when using this product. Wash thoroughly after handling. Recycle if possible and dispose of the article by following all applicable governmental regulations relevant to your geographic location.
Halogen Content	Not Low Halogen - contains Br or Cl > 900 ppm.
Solder Process Capability	Wave solder capable to 265°C

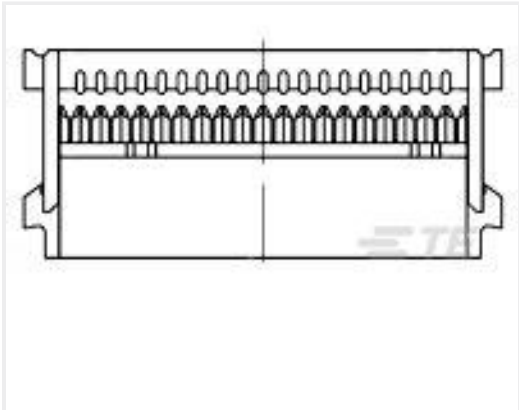
Product Compliance Disclaimer

This information is provided based on reasonable inquiry of our suppliers and represents our current actual knowledge based on the information they provided. This information is subject to change. The part numbers that TE has identified as EU RoHS compliant have a maximum concentration of 0.1% by weight in homogenous materials for lead, hexavalent chromium, mercury, PBB, PBDE, DBP, BBP, DEHP, DIBP, and 0.01% for cadmium, or qualify for an exemption to these limits as defined in the Annexes of Directive 2011/65/EU (RoHS2). Finished electrical and electronic equipment products will be CE marked as required by Directive 2011/65/EU. Components may not be CE marked. Additionally, the part numbers that TE has identified as EU ELV compliant have a maximum concentration of 0.1% by weight in homogenous materials for lead, hexavalent chromium, and mercury, and 0.01% for cadmium, or qualify for an exemption to these limits as defined in the Annexes of Directive 2000/53/EC (ELV). Regarding the REACH Regulation, the information TE provides on SVHC in articles for this part number is based on the latest European Chemicals Agency (ECHA) 'Guidance on requirements for substances in articles' posted at this URL: <https://echa.europa.eu/guidance-documents/guidance-on-reach>


Customers Also Bought




TE Part #6609036-9
10VSK1=F7242 S0



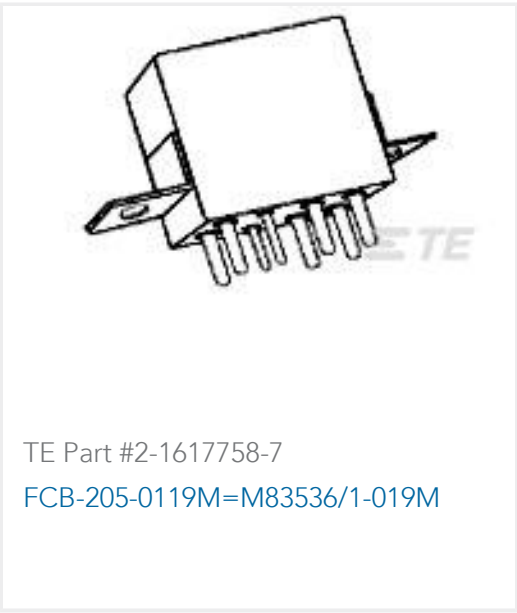
TE Part #2-1658526-4
609-5041LF FEM SOCKT,LEAD FREE



TE Part #6609032-5
3VR1=F7198 S0



TE Part #2-1393122-6
KHAU-17A11N-120=KH



Documents

Product Drawings

514-AG10D=SOCKET ASSY

English

CAD Files

3D PDF

3D

Customer View Model

ENG_CVM_CVM_1-1437531-7_C.2d_dxf.zip

English

Customer View Model

ENG_CVM_CVM_1-1437531-7_C.3d_igs.zip

English

Customer View Model

ENG_CVM_CVM_1-1437531-7_C.3d_stp.zip

English

By downloading the CAD file I accept and agree to the [Terms and Conditions](#) of use.

Datasheets & Catalog Pages

DIP Sockets Quick Reference Guide (EN)

English