

1966/910W
Impact drill, 910W

CE

Ideal for drilling in different materials, including wood, metal, plastic, masonry and concrete

Powerful 910W motor

Linear, compact design with ergonomic, non-slip handle

Metal auto-chuck, 13 mm

Reversible variable speed

Gear case made entirely from metal

Switch lock for improved comfort of use


Main features:


- Max. drilling diameter in wood: 32 mm
- Max. drilling diameter in metal: 13 mm
- Max. drilling diameter in masonry: 13 mm
- No-load speed: 0-2800 rpm
- Tangle-free power supply cord length: 4 m


Supplied accessories:

- Metal auto-chuck, 13 mm
- Additional side handle that can be rotated 360°
- Depth rod

 4,3 kg

 420x320x120 mm



| |  | art. |
|--|---|-----------|
| | 019660091 | 1966/910W |