

Connector set - HC-STA-A04PT-BWS-HT-M20-ELCAL - 1424450

Please be informed that the data shown in this PDF Document is generated from our Online Catalog. Please find the complete data in the user's documentation. Our General Terms of Use for Downloads are valid (<http://phoenixcontact.com/download>)



Connector set, degree of protection: IP67, number of positions: 4, material: Die-cast aluminum, salt water resistant, connection method: Push-in connection, connection cross section: AWG 26- 16



Key Commercial Data

Packing unit	1 pc
GTIN	 4 055626 372792
GTIN	4055626372792
Weight per Piece (excluding packing)	22.220 g
Custom tariff number	85366990
Country of origin	China
Note	Made to Order (non-returnable)

Technical data

General

Type	D7
Connection method	Push-in connection
Degree of protection for housing	IP66
	IP67
	4 (UL 50e)
	4X (UL 50e)
	12 (UL 50e)
Connection method	Push-in connection
Rated voltage (III/3)	230 V (Conductor-PE)
Rated surge voltage	4 kV
Rated current	10 A
Conductor cross section	0.14 mm² ... 1.5 mm² (with ferrule)

Connector set - HC-STA-A04PT-BWS-HT-M20-ELCAL - 1424450

Technical data

General

Connection cross section AWG	26 ... 16 (with ferrule)
External cable diameter	6 mm ... 12 mm
Ambient temperature (operation)	-40 °C ... 100 °C
Length of the assembly cutout	21 mm
Width of the assembly cutout	21 mm
Housing material	Die-cast aluminum, salt water resistant
Contact carrier material	PC
Locking latch material	PA
Integrated protective cover	no

Standards and Regulations

Flammability rating according to UL 94	V0
--	----

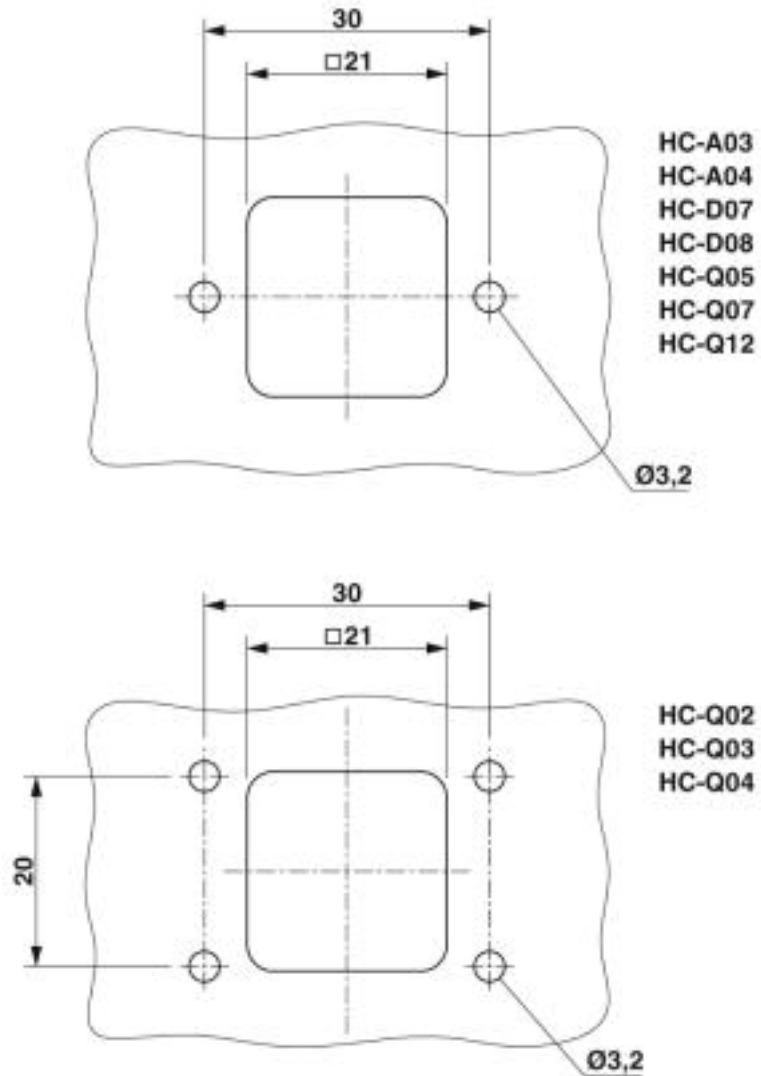
Environmental Product Compliance

REACH SVHC	Lead 7439-92-1
------------	----------------

Drawings

Connector set - HC-STA-A04PT-BWS-HT-M20-ELCAL - 1424450

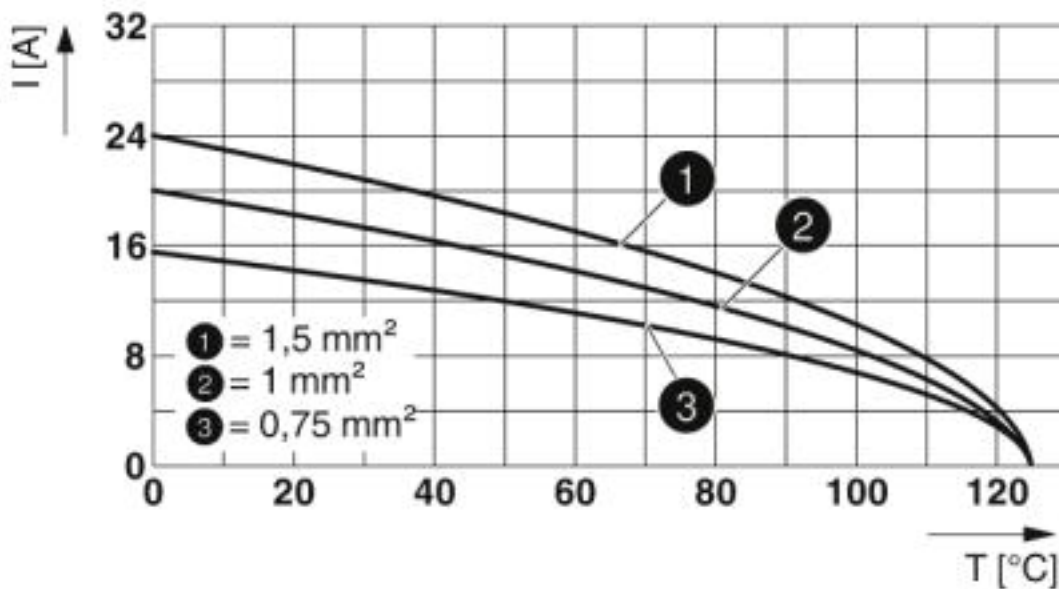
Dimensional drawing



Mounting cutout

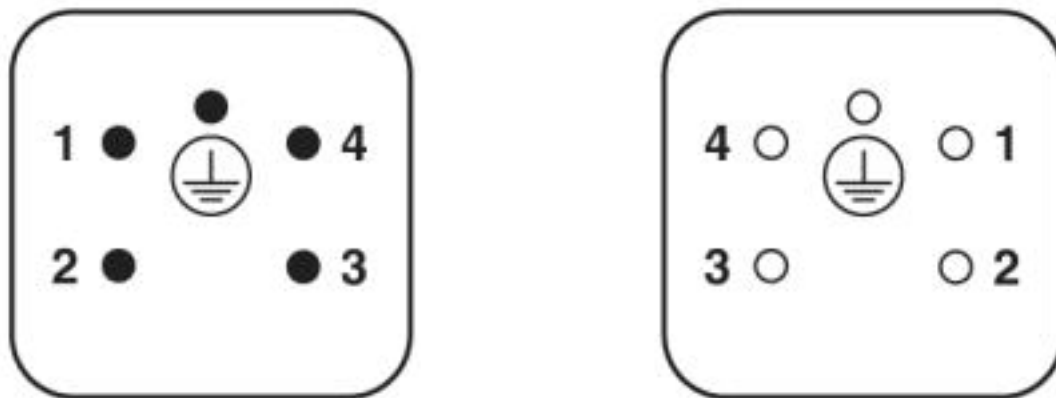
Connector set - HC-STA-A04PT-BWS-HT-M20-ELCAL - 1424450

Diagram



Derating diagram

Schematic diagram



Pin assignment, connection side, pin left, socket right

Articles in set

Contact insert - HC-A04-I-PT-M - 1585278



Contact insert, number of positions: 4+PE, size: D7, number of connections per position: 1, Pin, Push-in connection, 230 V/400 V, 16 A, 0.14 mm² ... 1.5 mm²

Connector set - HC-STA-A04PT-BWS-HT-M20-ELCAL - 1424450

Articles in set

Contact insert - HC-A04-I-PT-F - 1585281



Contact insert, number of positions: 4+PE, size: D7, number of connections per position: 1, Socket, Push-in connection, 230 V, 16 A, 0.14 mm² ... 1.5 mm²

Housing - HC-STA-D07-BWS-EL-AL - 1419249



Panel mounting base D7, with single locking latch, material: Die-cast aluminum, salt water resistant, height: 25.5 mm, cable gland: none, support sleeve: no, Standard

Housing - HC-STA-D07-HHFS-1TTM20-EL-AL - 1419229



Sleeve housing D7, for single locking latch, material: Die-cast aluminum, salt water resistant, cable outlets: 1, straight, height: 60.5 mm, cable gland: none, support sleeve: yes, 1x M20, Standard

Cable gland - G-INS-M20-S68N-NNES-S - 1411163



Cable gland, cable gland material: Nickel-plated brass, external cable diameter 6 mm ... 12 mm, shielding: no, connecting thread: M20 x 1.5, color: silver, with O-ring

Classifications

eCl@ss

eCl@ss 9.0	27440101
------------	----------

ETIM

ETIM 6.0	EC002636
ETIM 7.0	EC002636

Approvals

Approvals

Connector set - HC-STA-A04PT-BWS-HT-M20-ELCAL - 1424450

Approvals


Approvals

DNV GL / EAC

Ex Approvals

Approval details

DNV GL		https://approvalfinder.dnvgl.com/	TAE000037S
--------	---	---	------------

EAC			RU C- DE.BL08.B.00511
-----	---	--	--------------------------
