

WX9

Features:

- Time saving mortar free installation complete with cut to fit plastic wall liner.
- High performance axial flow fan providing extract and intake on the WX9.
- Stylish white design providing unobtrusive ventilation with flush inner and outer grilles.
- Silent shutter operation via thermal actuator.
- Trickle ventilation facility for background ventilation when not in use.
- Finger guarded front grille.
- Totally enclosed motor fitted with thermal cut out requires no maintenance.
- Comprehensive range of ancillaries and controllers available.
- 3 Year guarantee (UK - ONLY).
- Export Customers see your Local Distributor.



Performance:

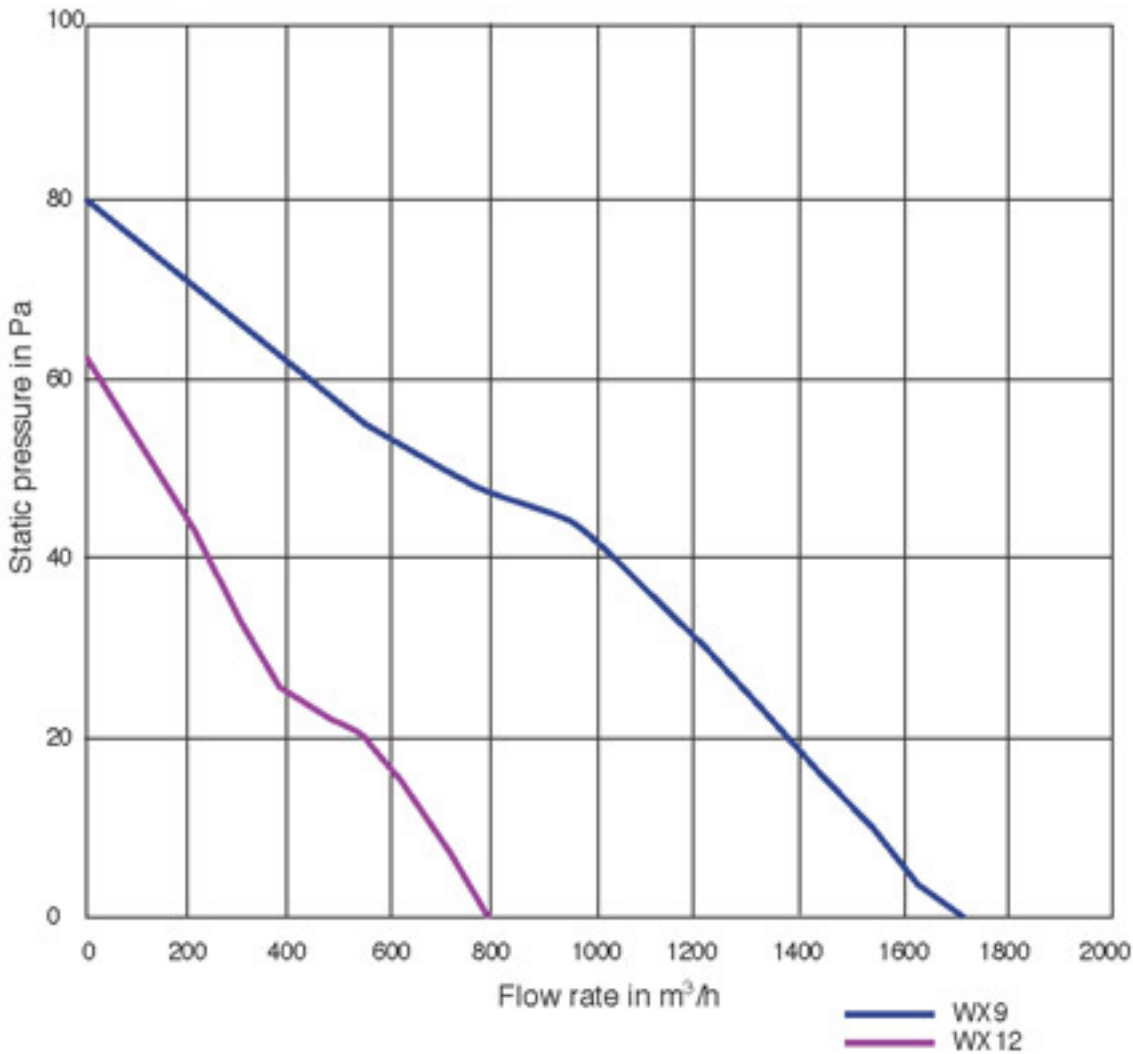
WX9 operated by a remote switch (not supplied), or a controller available as an ancillary.

Sound Pressure (dB(A)):	50
Extraction (m ³ /h):	843 (234.17 l/s)
Intake (m ³ /h):	547 (151.94 l/s)
Power (W):	45
Mounting:	Wall
Usage:	Kitchen, Pub, Restaurant, Office, Factory, Shop

WX9

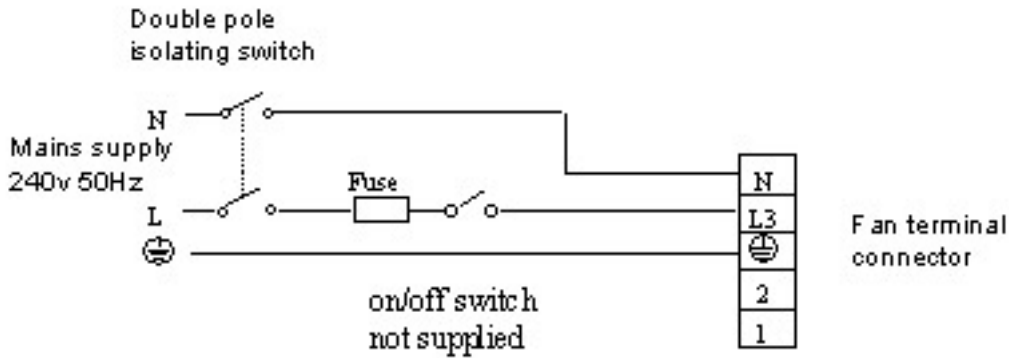
Performance

WX9, WX12



WX9

Wiring Diagrams



WX9

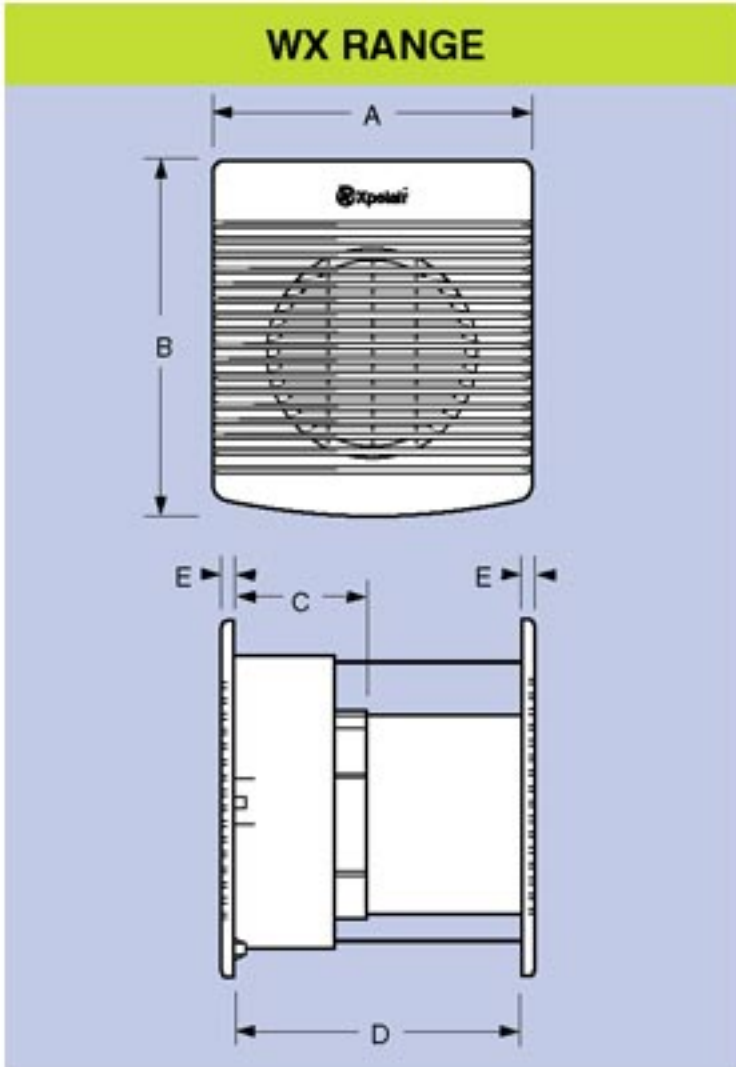
Electrical Connection

Installations and wiring must conform to current I.E.E. regulations in the UK.

When these products are installed in any other country, national or local regulations must be complied with.

All installations must be supervised by a qualified electrician.

WX9



	WX6	WX9	WX12
A	290	409	473
B	321	433	476
C	119	120	167
D	292	508	522
E	11	18	18
F Hole size (H x W)	268x245	375x345	434x434
Weight(kg)	2.9	4.7	8.3

All dimensions in mm