


Lumination™ LED Luminaires

Recessed 1200mm x 300mm



Product information

GE Lumination™ LED Luminaires transform ambient lighting into an exquisite balance of refined appearance and superior efficiency. When illuminated, the panels deliver exceptional uniform light to the space and while off they appear completely free of a visible light source.

Features & Benefits

LED technology

- Long life
- Energy efficient (85 lm/W delivered at 4000K)
- No pollution for the environment
- Fully dimmable as standard (1-10V or DALI)
- RoHS compliant

Uniform illuminated surface

- No visible diodes or glare, just a soft even field of light
- Superior Performance
- Broad uniform light distribution, reducing the number of luminaires needed to light a space

Slim profile

- Can be used in ceilings with limited space

Long life

- Reduces the need for frequent lamp changes

Durable

- Resistant to vibration and impact

Instant start with full power

- Advantage for use with sensors, no negative impact on the light source

No IR or UV radiation

- Suitable for lighting fragile objects in shops, museums or on display

Easy to install into common 1200mm x 300mm ceiling grids

Applications

- General Lighting
- Office, Retail, Healthcare, Education


Ceilings have a non-disruptive aesthetic, appearing free of a visible light source — even when the light is off.

Diffused lens gives an evenly illuminated appearance.

High-powered white LEDs provide high CRI and energy efficient lighting for general lighting applications.

Ultra-thin trim (14mm) allows installation in very shallow ceiling plenums.

Easy to install in the most common T-bar ceiling grids.



GE imagination at work

Basic data

'Low lumen' version

Product Code	Product Description	Colour Temperature [K]	Beam Pattern	Ceiling Type	Lumen Output	Dimming Controller	Certification
67380	ET147A1AVWHTe	3000	Medium	1200mm x 300mm, 15mm or 24mm exposed tee grid	3750	1-10V	CE
67378	ET147A2AVWHTe	3500	Medium	1200mm x 300mm, 15mm or 24mm exposed tee grid	3750	1-10V	CE
67379	ET147A3AVWHTe	4000	Medium	1200mm x 300mm, 15mm or 24mm exposed tee grid	4000	1-10V	CE
67383	ET147A1ADWHTe	3000	Medium	1200mm x 300mm, 15mm or 24mm exposed tee grid	3750	DALI	CE
67381	ET147A2ADWHTe	3500	Medium	1200mm x 300mm, 15mm or 24mm exposed tee grid	3750	DALI	CE
67382	ET147A3ADWHTe	4000	Medium	1200mm x 300mm, 15mm or 24mm exposed tee grid	4000	DALI	CE
67386	ET147A1BVWHTe	3000	Medium	1200mm x 300mm, 15mm / 8mm designer grid	3750	1-10V	CE
67384	ET147A2BVWHTe	3500	Medium	1200mm x 300mm, 15mm / 8mm designer grid	3750	1-10V	CE
67385	ET147A3BVWHTe	4000	Medium	1200mm x 300mm, 15mm / 8mm designer grid	4000	1-10V	CE
67389	ET147A1BDWHTe	3000	Medium	1200mm x 300mm, 15mm / 8mm designer grid	3750	DALI	CE
67387	ET147A2BDWHTe	3500	Medium	1200mm x 300mm, 15mm / 8mm designer grid	3750	DALI	CE
67388	ET147A3BDWHTe	4000	Medium	1200mm x 300mm, 15mm / 8mm designer grid	4000	DALI	CE

Basic data

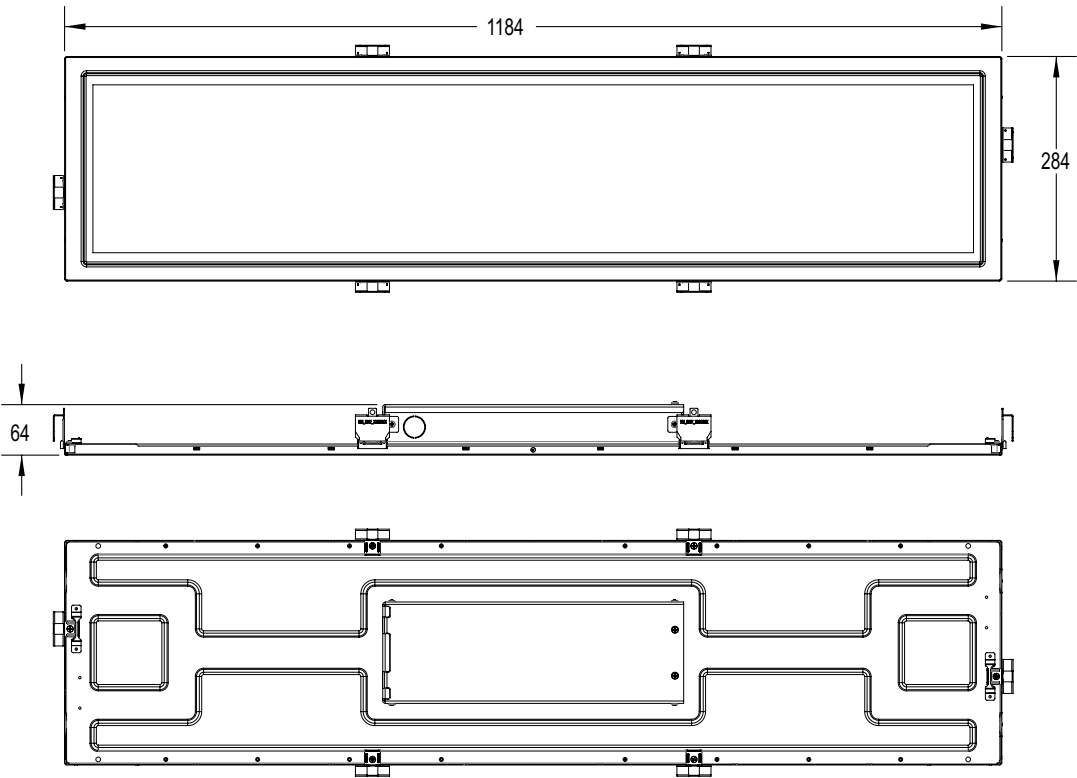
'High lumen' version

Product Code	Product Description	Colour Temperature [K]	Beam Pattern	Ceiling Type	Lumen Output	Dimming Controller	Certification
68988	ET147C1AVWHTe	3000	Medium	1200mm x 300mm, 15mm or 24mm exposed tee grid	4200	1-10V	CE
68986	ET147C2AVWHTe	3500	Medium	1200mm x 300mm, 15mm or 24mm exposed tee grid	4200	1-10V	CE
68987	ET147C3AVWHTe	4000	Medium	1200mm x 300mm, 15mm or 24mm exposed tee grid	4500	1-10V	CE
68991	ET147C1ADWHTe	3000	Medium	1200mm x 300mm, 15mm or 24mm exposed tee grid	4200	DALI	CE
68989	ET147C2ADWHTe	3500	Medium	1200mm x 300mm, 15mm or 24mm exposed tee grid	4200	DALI	CE
68990	ET147C3ADWHTe	4000	Medium	1200mm x 300mm, 15mm or 24mm exposed tee grid	4500	DALI	CE
68997	ET147C1BVWHTe	3000	Medium	1200mm x 300mm, 15mm / 8mm designer grid	4200	1-10V	CE
68995	ET147C2BVWHTe	3500	Medium	1200mm x 300mm, 15mm / 8mm designer grid	4200	1-10V	CE
68996	ET147C3BVWHTe	4000	Medium	1200mm x 300mm, 15mm / 8mm designer grid	4500	1-10V	CE
69000	ET147C1BDWHTe	3000	Medium	1200mm x 300mm, 15mm / 8mm designer grid	4200	DALI	CE
68998	ET147C2BDWHTe	3500	Medium	1200mm x 300mm, 15mm / 8mm designer grid	4200	DALI	CE
68999	ET147C3BDWHTe	4000	Medium	1200mm x 300mm, 15mm / 8mm designer grid	4500	DALI	CE

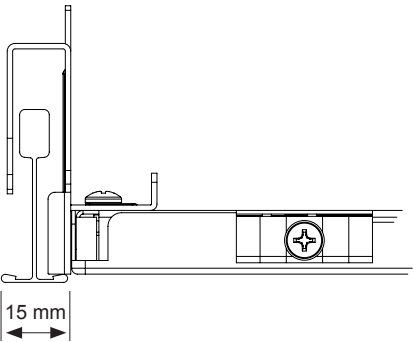
Specifications

	4000 lumen/350mAmp	4500 lumen/400mAMP
Input Voltage [V]	120-277	120-277
Input Power [W]	47	54
Input Frequency [Hz]	50/60	50/60
Power Factor	> 0.9	> 0.9
Lumen Output [lm]	3750 (3000K) 3750 (3500K) 4000 (4000K)	4200 (3000K) 4200 (3500K) 4500 (4000K)
CRI	80	80
Efficiency [lm/W]	80 (3000K) 80 (3500K) 85 (4000K)	78 (3000K) 78 (3500K) 83 (4000K)
Control	1-10V or DALI	1-10V or DALI
Ceilings	15mm or 24mm exposed tee grid ceiling or 15mm / 8mm designer grid8mm designer grid	15mm or 24mm exposed tee grid ceiling or 15mm / 8mm designer grid
Life (L82, h)	50,000	50,000
Warranty	5 years	5 years
Files Available	LM 79, LM80, TM21 & IES	LM 79, LM80, TM21 & IES
Dimensions (with electrical enclosure)	1184 mm x 284 mm x 64 mm	1184 mm x 284 mm x 64 mm
Weight [kg]	< 8	< 8
Operating Temperature Range	-10°C to + 35°C	-10°C to + 35°C
Humidity (non-condensing)	20 to 80% Non-condensing, dry locations only	20 to 80% Non-condensing, dry locations only
Storage Temperature Range	-40°C to + 60°C	-40°C to + 60°C
IP Rating	IP30	IP30
UGR	UGR <19/22 depending on beam pattern for office applications in compliance with EN 12464	UGR <19/22 depending on beam pattern for office applications in compliance with EN 12464

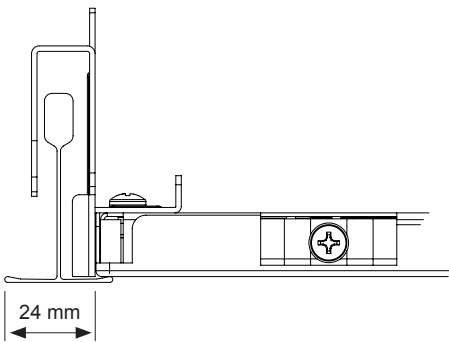
Dimensions [mm]



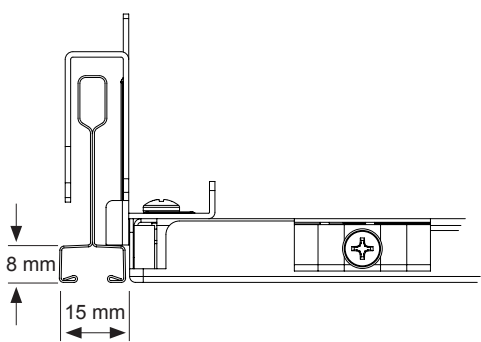
15 mm exposed tee grid



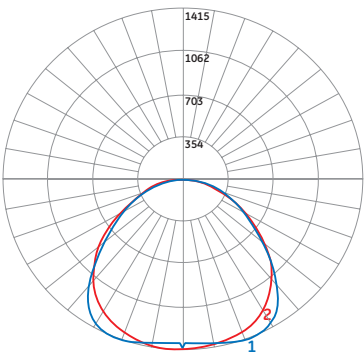
24 mm exposed tee grid



15/8 mm designer grid



Light Output



Spectral Distribution

