



Main

Range of product	Zelio Relay
Series name	Interface relay
Product or component type	Plug-in relay
Device short name	RSB
Contacts type and composition	1 C/O
Contact operation	Standard
[Uc] control circuit voltage	230 V AC
[Ithe] conventional enclosed thermal current	16 A at -40...40 °C
Status LED	1 LED
Control type	Without

Complementary

Average coil resistance	32500 Ohm network: AC at 20 °C +/- 15 %
[Ue] rated operational voltage	184...253 V AC 50/60 Hz
[Ui] rated insulation voltage	400 V conforming to EN/IEC 60947
[Uimp] rated impulse withstand voltage	IEC 61000-4-5 3.6 kV
Contacts material	Silver alloy (AgNi)
[Ie] rated operational current	16 A (AC-1/DC-1) NO conforming to IEC 8 A (AC-1/DC-1) NC conforming to IEC
Minimum switching current	10 mA
Maximum switching voltage	250 V
Minimum switching voltage	12 V
Maximum switching capacity	4000 VA AC 448 W DC
Resistive rated load	16 A at 250 V AC
Minimum switching capacity	120 mW at 10 mA, 12 V
Operating rate	<= 600 cycles/hour under load <= 18000 cycles/hour no-load
Mechanical durability	10000000 cycles
Electrical durability	70000 Cycles, 16 A at 250 V, AC-1 NO 70000 cycles, 8 A at 250 V, DC-1 NC
Operating time	20 ms operating 20 ms reset
Average coil consumption	0.75 VA AC
Drop-out voltage threshold	>= 0.15 Uc AC
Safety reliability data	B10d = 100000
Protection category	RT I
Test levels	Level A group mounting
Operating position	Any position
Torque value	0.8 N.M 0.79 N.m
Connections - terminals	Connector, 1 x 0.25...1 x 2.5 mm ² (AWG 22...AWG 14) flexible with cable end Connector, 2 x 0.25...2 x 1 mm ² (AWG 22...AWG 17) flexible with cable end Connector, 1 x 0.5...1 x 2.5 mm ² (AWG 20...AWG 14) solid without cable end Connector, 2 x 0.5...2 x 1.5 mm ² (AWG 20...AWG 16) solid without cable end

Net weight	0.050 kg
Sale per indivisible quantity	30
Device presentation	Complete product

Environment

Dielectric strength	1000 V AC between contacts 5000 V AC between coil and contact
Standards	EN/IEC 61810-1 CSA C22.2 No 14 UL 508 IEC 61984
Product certifications	CE UL CSA EAC RoHS REACH
Ambient air temperature for storage	-40...85 °C
Vibration resistance	+/- 1 mm (f= 10...55 Hz) conforming to EN/IEC 60068-2-6
IP degree of protection	IP20 conforming to EN/IEC 60529
Shock resistance	10 gn (duration = 11 ms) for not operating conforming to EN/IEC 60068-2-27 5 gn (duration = 11 ms) for in operation conforming to EN/IEC 60068-2-27
Ambient air temperature for operation	-40...70 °C (AC)

Packing Units

Package 1 Weight	60.000 g
Package 1 Height	84.200 mm
Package 1 width	15.600 mm
Package 1 Length	64.200 mm

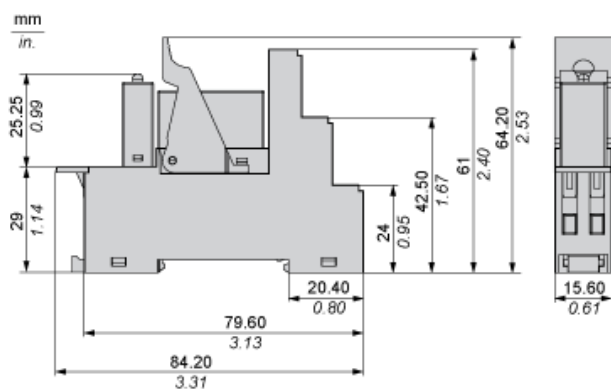
Offer Sustainability

Sustainable offer status	Green Premium product
REACH free of SVHC	Yes
EU RoHS Directive	Pro-active compliance (Product out of EU RoHS legal scope) EU RoHS Declaration
Toxic heavy metal free	Yes
Mercury free	Yes
RoHS exemption information	Yes
China RoHS Regulation	China RoHS Declaration
Environmental Disclosure	Product Environmental Profile
WEEE	The product must be disposed on European Union markets following specific waste collection and never end up in rubbish bins

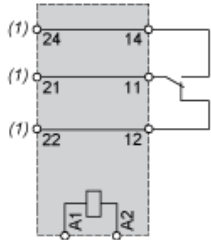
Contractual warranty

Warranty	18 Months
----------	-----------

Dimensions



Wiring Diagram



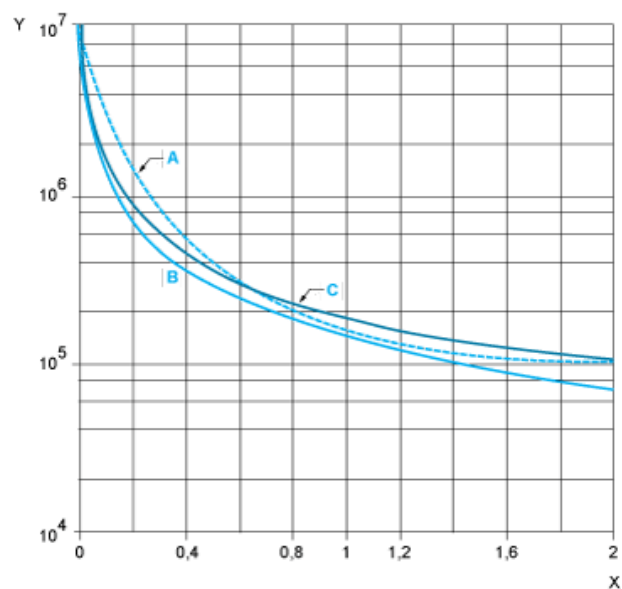
(1) Terminals 11 and 21, 14 and 24, 12 and 22 must be linked for this references

NOTE: For DC input, A1 have to be +, otherwise it would short circuit from protection module

Electrical Durability of Contacts

Durability (Inductive Load) = Durability (Resistive Load) x Reduction Coefficient.

Resistive AC Load



(y) Durability (Number of operating cycles)

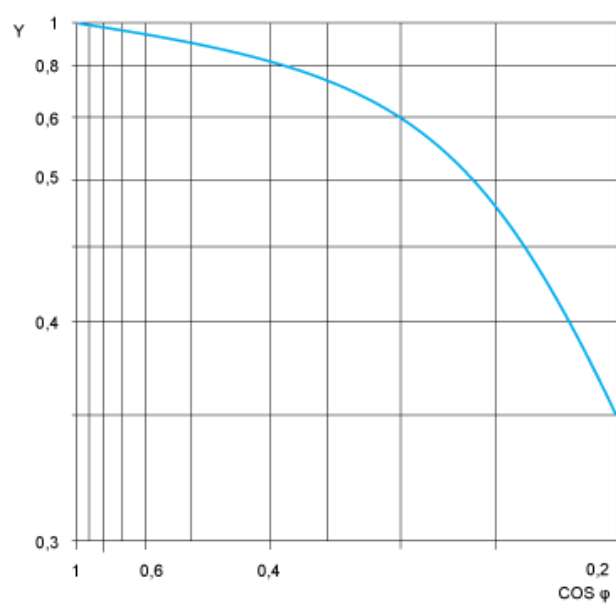
(x) Switching capacity (kVA)

A : RSB2A080●●

B : RSB1A160●●

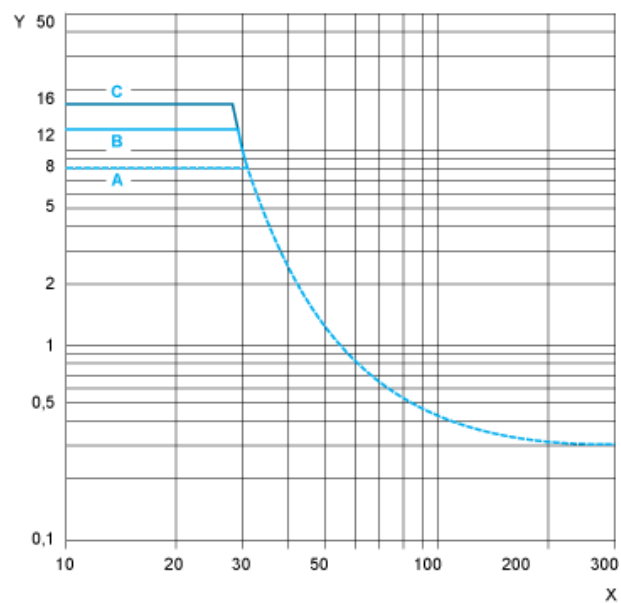
C : RSB1A120●●

Reduction Coefficient for Inductive AC Load (Depending on Power Factor $\cos \phi$)



(y) Reduction coefficient (A)

Maximum Switching Capacity on Resistive DC Load



(y) Current DC
 (x) Voltage DC
 A : RSB2A080●●
 B : RSB1A160●●
 C : RSB1A120●●

NOTE: These are typical curves, actual durability depends on load, environment, duty cycle, etc.