

Features


Regulated Converters

- Universal Input 85-305VAC
- 4W PCB Mount Package
- <75mW No Load Power Consumption
- Ultra Low Profile, Compact Size
- -40°C to +85°C Operating Temperature
- Continuous SCP, OCP, OVP
- IEC/EN/UL60950 & CE Certified, EN55032 Class B



RAC04-GB

4 Watt Single Output EMC Class B



Description

The RAC04-GB series are low cost AC/DC power supplies, ideal for PCB mounted, compact, board level industrial applications. They feature universal AC input voltage range, regulated and short-circuit -proof isolated DC outputs, low standby power consumption and -40°C to +85°C operating temperature range. The RAC04-GB have a built-in Class B / FCC Part 15 EMC filter, are certified to IEC/EN/UL60950-1 and are pending to IEC/EN/UL62368 and EN61558 safety standards and come with a three year warranty.

Selection Guide

Part Number	Input Voltage Range [VAC]	Output Voltage [VDC]	Output Current [mA]	Efficiency typ. ⁽¹⁾ [%]	Max. Capacitive Load ⁽²⁾ [µF]
RAC04-3.3SGB	85-305	3.3	1210	70	2000
RAC04-05SGB	85-305	5	800	72	1500
RAC04-12SGB	85-305	12	330	78	500
RAC04-15SGB	85-305	15	270	78	200
RAC04-24SGB	85-305	24	170	80	150

On Request

RAC04-09SGB	85-305	9	440	77	1000
-------------	--------	---	-----	----	------

Notes:

Note1: Efficiency is tested at nominal input and full load at +25°C ambient

Note2: Max. Cap. Load is tested at nominal input and full resistive load



Model Numbering



Ordering Example

RAC04-12SGB = 4W Output Power, 12V Output Voltage, Single Output, EMC Class B



UL60950-1 Certified
 IEC/EN60950-1 Certified
 UL62368-1 Pending
 IEC/EN62368-1 Pending
 EN61558-1 Pending
 EN61558-2-16 Pending

Specifications (measured @ ta=25°C, nom. Vin, full load unless otherwise noted)

BASIC CHARACTERISTICS					
Parameter	Condition	Min.	Typ.	Max.	
Internal Input Filter					Pi-Type
Input Voltage Range ⁽³⁾	refer to line derating graph on PA 4	85VAC 120VDC		305VAC 430VDC	
Input Current	115VAC 230VAC		85mA 55mA		
Inrush Current	cold start at 25°C	115VAC 230VAC		10A 20A	
No Load Power Consumption				75mW	
Input Frequency Range	AC Input	45Hz		65Hz	
Minimum Load		0%			
Power Factor	115VAC 230VAC		0.55 0.42		
Start-up Time	115VAC, 230VAC		30ms	1s	
Hold-up Time	115VAC 230VAC		5ms 40ms		
Internal Operating Frequency	100% load at nominal Vin		65kHz		

continued on next page

Specifications (measured @ $t_a=25^\circ\text{C}$, nom. V_{in} , full load unless otherwise noted)

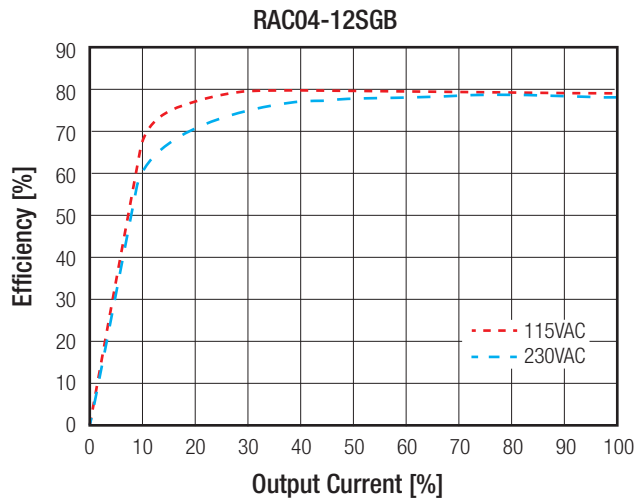
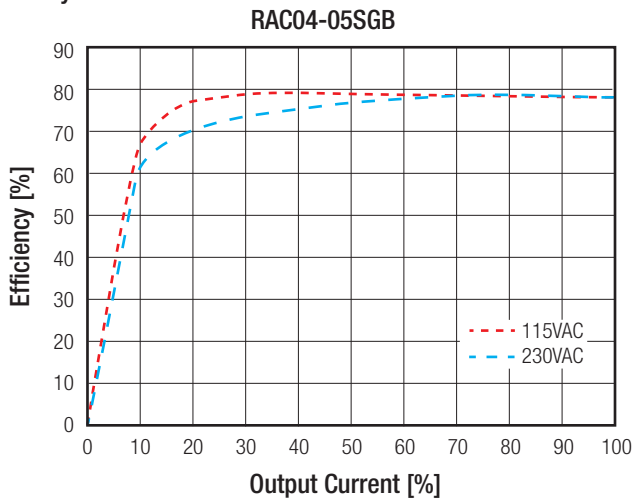
Output Ripple and Noise ⁽⁴⁾	20MHz BW	0°C to 85°C	3.3, 5Vout 12Vout 15Vout 24Vout	100mVp-p 150mVp-p 200mVp-p 240mVp-p
		-30°C to 0°C	3.3, 5Vout 12Vout 15, 24Vout	200mVp-p 250mVp-p 300mVp-p

Notes:

Note3: The products were submitted for safety files at AC-Input Operation

Note4: Measurements are made with a 12" twisted pair-wire with a 0.1µF and 10µF parallel capacitor across output (low ESR)

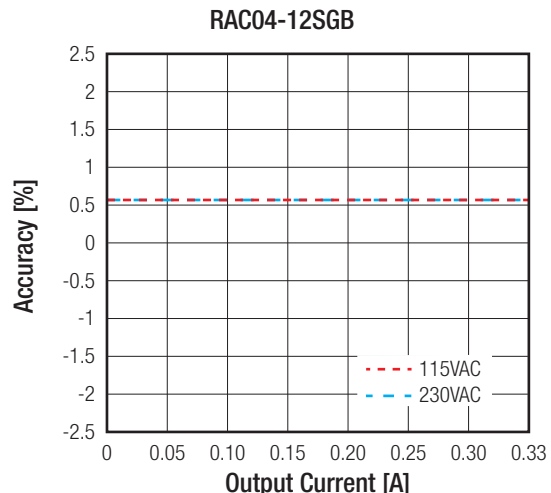
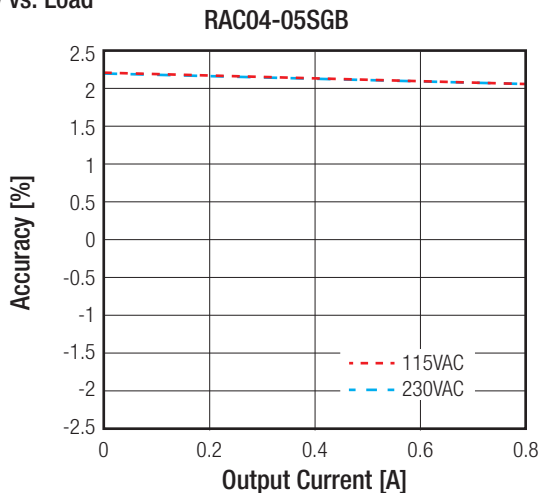
Efficiency vs. Load



REGULATIONS

Parameter	Condition	Value
Output Accuracy		±2.5% max.
Line Regulation	low line to high line	±0.5% max.
Load Regulation	10% to 100% load	±0.5% max.

Accuracy vs. Load



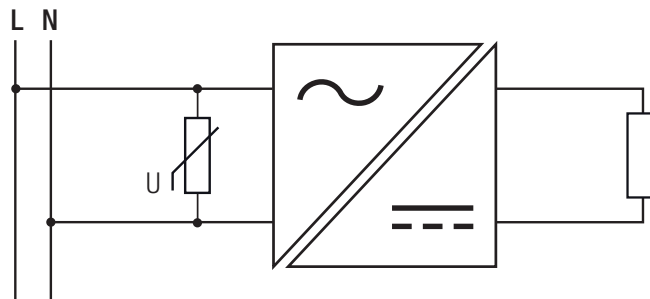
Specifications (measured @ $t_a=25^{\circ}\text{C}$, nom. V_{in} , full load unless otherwise noted)

PROTECTIONS			
Parameter	Type		Value
Input Fuse	internal		T1A, 300V
Short Circuit Protection (SCP)	below 100m Ω		long-term mode, auto recovery
Over Voltage Protection (OVP)	3.3Vout	3.8V - 4.9V, hiccup mode auto recovery	
	5Vout	5.3V - 6.8V, hiccup mode auto recovery	
	12Vout	12.6V - 16.2V, hiccup mode auto recovery	
	15Vout	15.75V - 20.3V, hiccup mode auto recovery	
	24Vout	25.2V - 32.4V, hiccup mode auto recovery	
Over Current Protection (OCP)	3.3Vout	1.41A - 3A, hiccup mode auto recovery	
	5Vout	0.91A - 2.2A, hiccup mode auto recovery	
	12Vout	0.37A - 0.95A, hiccup mode auto recovery	
	15Vout	0.29A - 0.72A, hiccup mode auto recovery	
	24Vout	0.19A - 0.45A, hiccup mode auto recovery	
Class of Equipment			Class II
Over Voltage Category (OVC)			OVC II
Isolation Voltage ⁽⁵⁾	I/P to O/P	rated for 1 minute	3kVAC/10mA
Isolation Resistance			10M Ω min.
Isolation Capacitance			800pF min., 1200pF max.
Insulation Grade			Reinforced
Leakage Current	277VAC, 50Hz		0.1mA max.

Notes:

Note5: For repeat Hi-Pot testing, reduce the time and/or the test voltage.

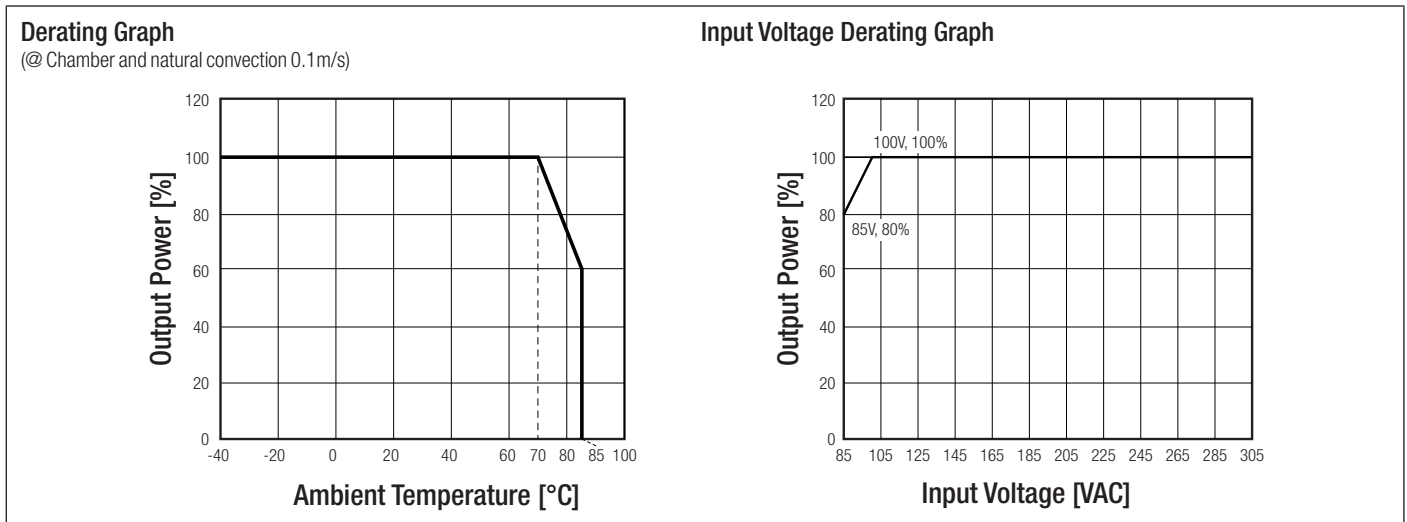
Note6: For operation at 230VAC, an external MOV is recommended. The Varistor should comply with IEC61051-2. eg. EPCOS S14 series.



ENVIRONMENTAL			
Parameter	Condition		Value
Operating Temperature Range	without derating (@ natural convection 0.1m/s, see graph)		-40°C to +70°C
Maximum Case Temperature			+100°C
Temperature Coefficient			±0.03%/°C
Operating Altitude			3000m
Operating Humidity	non-condensing		5% - 95% RH
Pollution Degree			PD2
Shock			20G/11ms pulse, 3 times at each x, y, z axes
Vibration			10-150Hz, 2G 10min./1cycle, period 60min. along x,y,z axes for 6 cycles
MTBF	according to MIL-HDBK-217F, G.B.	+25°C	100 x 10 ³ hours
		+70°C	100 x 10 ³ hours

continued on next page

Specifications (measured @ $t_a=25^{\circ}\text{C}$, nom. V_{in} , full load unless otherwise noted)



SAFETY AND CERTIFICATION

Certificate Type (Safety)	Report / File Number	Standard
Information Technology Equipment, General Requirements for Safety (LVD)	SA17031845 001	IEC60950-1, 2nd Edition, 2005 + A1, 2009 + A2, 2013 EN60950-1, 2006 + A11, 2009 + A1, 2010 + A12, 2011 +A2, 2013
Information Technology Equipment, General Requirements for Safety	E196683-A3-UL	UL60950-1, 2nd Edition, 2014 CAN/CSA C22.2 No. 60950-1-07, 2nd Edition, 2014
Audio/video, information and communication technology equipment. Safety requirements	pending	UL62368-1 CAN/CSA C22.2 No 62368-1
Audio/video, information and communication technology equipment. Safety requirements	pending	IEC62368-1 EN62368-1
Safety of power transformers, power supplies, reactors and similar products for supply voltages up to 1100 V Part 2: Particular requirements	pending	EN61558-1, 2005 + A1, 2009 EN61558-2-16, 2009 + A1, 2013
RoHs 2+		RoHS 2011/65/EU + AM2015/863

EMC Compliance	Condition	Standard / Criterion
Information technology equipment - Radio disturbance characteristics - Limits and methods of measurement	EA1703184E 01001	EN55032, 2015, Class B
Limitations on the amount of electromagnetic interference allowed from digital and electronic devices	EA1703184E 01001	47 CFR FCC Part 15 Subpart B: 2016
ESD Electrostatic discharge immunity test	Air $\pm 8\text{kV}$, Contact $\pm 4\text{kV}$	EN61000-4-2, 2009, Criteria A
Radiated, radio-frequency, electromagnetic field immunity test	3V/m	EN61000-4-3, 2006 + A1, 2008 + A2, 2010, Criteria A
Fast Transient and Burst Immunity	AC Power Port $\pm 1\text{kV}$	EN61000-4-4, 2012, Criteria A
Surge Immunity	AC Power Port L-N $\pm 1\text{kV}$	EN61000-4-5, 2014, Criteria B
Immunity to conducted disturbances, induced by radio-frequency fields	AC Power Port 3V	EN61000-4-6, 2014, Criteria A
Voltage Dips and Interruption	Voltage Dips >95% Voltage Dips 30% Voltage Interruptions >95%	EN61000-4-11, 2004, Criteria A EN61000-4-11, 2004, Criteria A EN61000-4-11, 2004, Criteria C

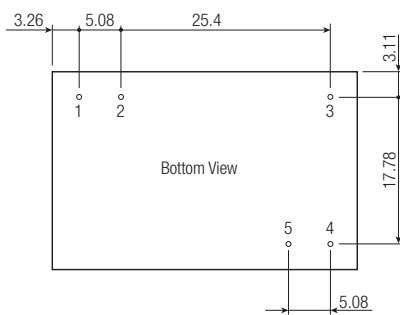
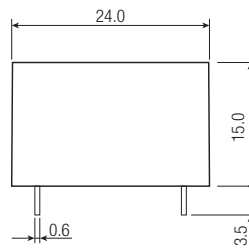
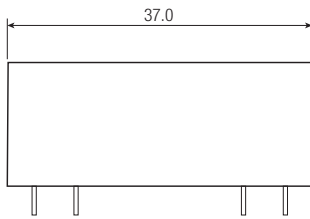
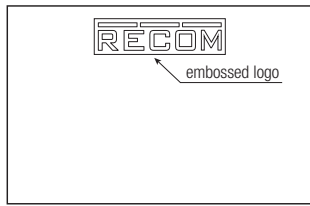
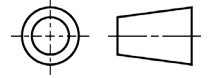
DIMENSION and PHYSICAL CHARACTERISTICS

Parameter	Type	Value
Material	Case PCB	black plastic, (UL94 V-0) FR4, (UL94 V-0)
Package Dimension (LxWxH)		37.0 x 24.0 x 15.0mm
Package Weight		20g typ.

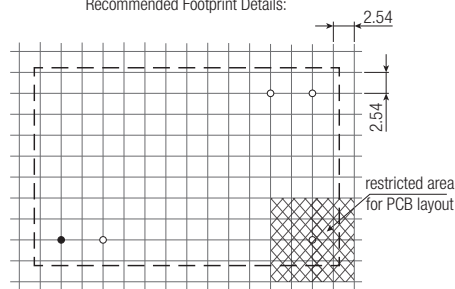
continued on next page

Specifications (measured @ $t_a=25^\circ\text{C}$, nom. V_{in} , full load unless otherwise noted)

Dimension Drawing (mm)



Recommended Footprint Details:



Pin Connections

Pin #	Single
1	VAC in (L)
2	VAC in (N)
3	NC
4	-Vout
5	

+Vout

Tolerance: xx.x= $\pm 0.5\text{mm}$
Pin width: $\pm 0.05\text{mm}$

PACKAGING INFORMATION

Parameter	Type	Value
Packaging Dimension (LxWxH)	tube	505.0 x 39.7 x 23.2mm
Packaging Quantity		20pcs
Storage Temperature Range		-40°C to +100°C
Storage Humidity	non-condensing	5% - 95% RH max.

The product information and specifications are subject to change without prior notice. RECOM products are not authorized for use in safety-critical applications (such as life support) without RECOM's explicit written consent. A safety-critical application is defined as an application where a failure of a RECOM product may reasonably be expected to endanger or cause loss of life, inflict bodily harm or damage property. The buyer shall indemnify and hold harmless RECOM, its affiliated companies and its representatives against any damage claims in connection with the unauthorized use of RECOM products in such safety-critical applications.