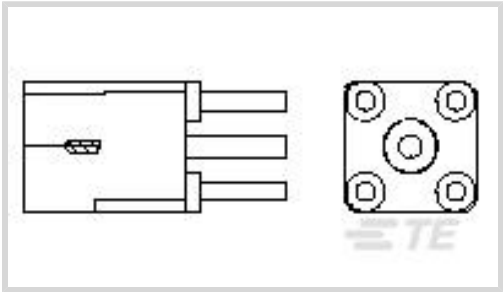


TE Internal #: 1757644-1
SMPM Connector, Plug, 50 ohm, Push-On, 20 GHz, 1 Position,
Printed Circuit Board, -55 – 125 °C [-67 – 257 °F], Beryllium Copper,
Plated, Gold

[View on TE.com >](#)



Connectors > RF Connectors > Coax Connectors



RF Interface: **SMPM**
RF Connector Style: **Plug**
RF Connector Mated Outer Diameter (Approximate): **4.75 mm [.187 in]**
Impedance: **50 Ω**
RF Connector Coupling Mechanism: **Push-On**

Features

Product Type Features

RF Interface	SMPM
RF Connector Style	Plug
Connector & Contact Terminates To	Printed Circuit Board

Configuration Features

PCB Mount Orientation	Vertical
Number of Positions	1
Number of Coaxial Contacts	1

Electrical Characteristics

Impedance	50 Ω
-----------	------

Body Features

Body Material	Beryllium Copper
Body Material Finish	Plated
Body Plating Material	Gold

Contact Features

RF Connector Center Contact Underplating Material	Nickel
RF Connector Center Contact Plating Material	Gold (Au)
RF Connector Center Contact Material	Beryllium Copper

Termination Features



Termination Method to PCB	Through Hole - Solder
Termination Post & Tail Length	2.44 mm[.096 in]

Mechanical Attachment

Detent Type	Full Detent
RF Connector Coupling Mechanism	Push-On
RF Contact Captivation Method	Mechanical
Detent	With

Dimensions

Profile Height from PCB	4.93 mm[.194 in]
RF Connector Mated Outer Diameter (Approximate)	4.75 mm[.187 in]

Usage Conditions

Operating Temperature Range	-55 – 125 °C[-67 – 257 °F]
-----------------------------	----------------------------

Operation/Application

Operating Frequency	20 GHz
---------------------	--------

Packaging Features

Packaging Method	Package
------------------	---------

Other

Dielectric Material	PTFE
---------------------	------

Product Compliance

For compliance documentation, visit the product page on TE.com>


EU RoHS Directive 2011/65/EU	Compliant with Exemptions
EU ELV Directive 2000/53/EC	Compliant with Exemptions
China RoHS 2 Directive MIIT Order No 32, 2016	Restricted Materials Above Threshold
EU REACH Regulation (EC) No. 1907/2006	Current ECHA Candidate List: JAN 2025 (247) Candidate List Declared Against: JAN 2024 (240) SVHC > Threshold: Pb (4% in Contact/Component) Article Safe Usage Statements: Do not eat, drink or smoke when using this product. Wash thoroughly after handling. Recycle if possible and dispose of the article by following all applicable governmental regulations relevant to your geographic location.
Halogen Content	Not Yet Reviewed for halogen content
Solder Process Capability	Wave solder capable to 265°C



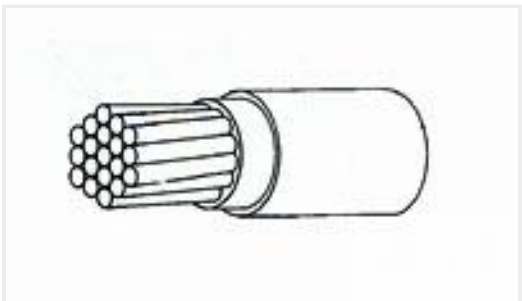
Product Compliance Disclaimer

This information is provided based on reasonable inquiry of our suppliers and represents our current actual knowledge based on the information they provided. This information is subject to change. The part numbers that TE has identified as EU RoHS compliant have a maximum concentration of 0.1% by weight in homogenous materials for lead, hexavalent chromium, mercury, PBB, PBDE, DBP, BBP, DEHP, DIBP, and 0.01% for cadmium, or qualify for an exemption to these limits as defined in the Annexes of Directive 2011/65/EU (RoHS2). Finished electrical and electronic equipment products will be CE marked as required by Directive 2011/65/EU. Components may not be CE marked. Additionally, the part numbers that TE has identified as EU ELV compliant have a maximum concentration of 0.1% by weight in homogenous materials for lead, hexavalent chromium, and mercury, and 0.01% for cadmium, or qualify for an exemption to these limits as defined in the Annexes of Directive 2000/53/EC (ELV). Regarding the REACH Regulation, the information TE provides on SVHC in articles for this part number is based on the latest European Chemicals Agency (ECHA) ‘Guidance on requirements for substances in articles’ posted at this URL: <https://echa.europa.eu/guidance-documents/guidance-on-reach>


Customers Also Bought




TE Part #1757819-8
AMPLIMITE,ASY,PLUG,STD,109,ZN,3,CT




TE Part #861388-000
22759/43-22-5




TE Part #11029320-00
44036RC,THERM,ROHS




TE Part #1757820-8
AMPLIMITE,ASY,RCPT,STD,109,ZN,3,CT




TE Part #1-1478762-5
METAL BACKSHELL 15 WAY TOP E




TE Part #2-1618278-2
KC-14=RELAY, VACUUM, SPDT




TE Part #CW2824-000
R85049/128-7



TE Part #1757819-9
AMPLIMITE,ASY,PLUG,STD,109,ZN,4,CT



TE Part #5748676-4
DIE CAST CBL CLMP KIT,SZ 4



TE Part #YDTS26G23-35SNV001
PLUG ASSY

Documents

Product Drawings
SCD SMPM PCB PLUG

English

CAD Files
3D PDF



3D

Customer View Model

[ENG_CVM_CVM_1757644-1_GN_c-1757644-1-gn.2d_dxf.zip](#)

English

Customer View Model

[ENG_CVM_CVM_1757644-1_GN_c-1757644-1-gn.3d_igs.zip](#)

English

Customer View Model

[ENG_CVM_CVM_1757644-1_GN_c-1757644-1-gn.3d_stp.zip](#)

English

By downloading the CAD file I accept and agree to the [Terms and Conditions](#) of use.

[Product Specifications](#)

[Application Specification](#)

English