



Connectors > D-Shaped Connectors > D-Sub Connectors > Panel Mount D-Sub Connectors



Connector & Housing Type: **Receptacle**
Connector System: **Cable-to-Cable**
Connector Mounting Type: **Panel Mount**
Number of Positions: **15**
Power/Signal/Coax Combination: **No**

Features

Product Type Features

Connector & Housing Type	Receptacle
Connector System	Cable-to-Cable
Connector Shell Size	2
Sealable	No
Connector & Contact Terminates To	Wire & Cable

Configuration Features

Number of Positions	15
Power/Signal/Coax Combination	No

Body Features

Front Shell Material	Steel
Mating Retention Feature Material	Stainless Steel
Rear Shell Plating Material	Tin
Rear Shell Material	Steel
Front Shell Plating Material	Tin

Contact Features

Contact Options	Order Separately
Contact Type	Socket
Contact Size	Size 20



Contact Current Rating (Max)	7.5 A
------------------------------	-------

Termination Features

Termination Method to Wire & Cable	Crimp
------------------------------------	-------

Mechanical Attachment

Mounting Hole Diameter	3.05 mm[.12 in]
Connector Mounting Type	Panel Mount
Mating Alignment	Without

Housing Features

Centerline (Pitch)	2.77 mm[.109 in]
--------------------	------------------

Usage Conditions

Operating Temperature Range	-55 – 125 °C[-67 – 257 °F]
-----------------------------	----------------------------

Operation/Application

Circuit Application	Signal
---------------------	--------

Packaging Features

Packaging Method	Carton
------------------	--------

Product Compliance

For compliance documentation, visit the product page on TE.com>

EU RoHS Directive 2011/65/EU	Compliant
EU ELV Directive 2000/53/EC	Compliant
China RoHS 2 Directive MIIT Order No 32, 2016	No Restricted Materials Above Threshold
EU REACH Regulation (EC) No. 1907/2006	Current ECHA Candidate List: JAN 2025 (247) Candidate List Declared Against: JAN 2025 (247) Does not contain REACH SVHC
Halogen Content	Not Low Halogen - contains Br or Cl > 900 ppm.
Solder Process Capability	Wave solder capable to 265°C


Product Compliance Disclaimer

This information is provided based on reasonable inquiry of our suppliers and represents our current actual knowledge based on the information they provided. This information is subject to change. The part numbers that TE has identified as EU RoHS compliant have a maximum concentration of 0.1% by weight in homogenous materials for lead, hexavalent chromium, mercury, PBB, PBDE, DBP, BBP, DEHP, DIBP, and 0.01% for cadmium, or qualify for an exemption to these limits as defined in the Annexes of Directive 2011/65/EU (RoHS2). Finished electrical and electronic equipment products will be CE marked as required by Directive 2011/65/EU. Components may not be CE marked. Additionally, the part




numbers that TE has identified as EU ELV compliant have a maximum concentration of 0.1% by weight in homogenous materials for lead, hexavalent chromium, and mercury, and 0.01% for cadmium, or qualify for an exemption to these limits as defined in the Annexes of Directive 2000/53/EC (ELV). Regarding the REACH Regulation, the information TE provides on SVHC in articles for this part number is based on the latest European Chemicals Agency (ECHA) ‘Guidance on requirements for substances in articles’ posted at this URL: <https://echa.europa.eu/guidance-documents/guidance-on-reach>


Customers Also Bought




TE Part #1757823-7
AMPLIMITE,ASY,PLUG,STD,90,ZN,1,CT




TE Part #1757823-9
AMPLIMITE,ASY,PLUG,STD,90,ZN,3,CT




TE Part #ZPF000000000100828
DMC-MD 20 A




TE Part #E74832-000
B-155-9003




TE Part #5745174-1
CABLE CLAMP KIT,SZ 4




TE Part #5749069-7
68 50SR VERT RCPT ASSY




TE Part #ZPF000000000015318
DMC-M 20-22 SN



TE Part #6-1625999-3
HSC100 12R 5%



TE Part #605704-ZZ
CONT SKT.SIZE 24.



TE Part #1516526-1
FOCA,4F,PBJ PLUG/LC,OM3,MILTACT

Documents

Product Drawings
RECEPT ASSY,15 POSN,AMPLIMITE
English

CAD Files
3D PDF
3D
Customer View Model
ENG_CVM_CVM_205163-5_AA.2d_dxf.zip
English
Customer View Model
ENG_CVM_CVM_205163-5_AA.3d_igs.zip



English

Customer View Model

[ENG_CVM_CVM_205163-5_AA.3d_stp.zip](#)

English

By downloading the CAD file I accept and agree to the [Terms and Conditions](#) of use.

Datasheets & Catalog Pages

[1308940_Sec8_amplimite](#)

English

Agency Approvals

[CSA Certificate](#)

English