

REMARK:

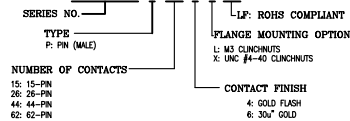
1. CHARACTERISTICS:

- RATED VOLTAGE: 250V
- RATED CURRENT: 2.5AMP
- CONTACT RESISTANCE: 25mohms MAX(40mohms MAX FOR AFTER TEST).
- INSULATION RESISTANCE: 5000Mohms MIN.at 500V DC
- DIELECTRIC STRENGTH: 750VRMS
- OPERATING TEMPERATURE RANGE: -55° C~105° C
- INSERTION/EXTRACTION FORCE PER CONTACT: 5N Max./0.2N Min.
- MATING/UNMATING CYCLES: 200MATINGS MIN FOR GOLD-FLASH
500MATINGS MIN FOR 30u" GOLD.

2. MATERIAL:

- INSULATORS: THERMOPLASTIC G.F(UL94V-0) BLACK
- CONTACTS: COPPER ALLOY, GOLD(G/F or 30u")TOP OVER CONTACT AREA,
100u" Min MATTE TIN TOP OVER SOLDER AREA,
50u" Min NICKEL UNDER PLATE.
- SHELL: CARBON STEEL, 100u" Min NICKEL TOP OVER,
50u" Min COPPER UNDER PLATE.
- Z BRACKET: COPPER ALLOY, 100u" Min MATTE TIN PLATED.
- SCREW LOCK: COPPER ALLOY, 50u" Min NICKEL PLATED.

3. PART NUMBER DESCRIPTION: 10090926-P XX X X LF



POS.	PART NO.	THREAD TYPE
15P	10090926-P15*LLF	M3*0.5
26P	10090926-P26*LLF	M3*0.5
44P	10090926-P44*LLF	M3*0.5
62P	10090926-P62*LLF	M3*0.5
15P	10090926-P15*XLF	UNC #4-40
26P	10090926-P26*XLF	UNC #4-40
44P	10090926-P44*XLF	UNC #4-40
62P	10090926-P62*XLF	UNC #4-40

POS.	A	B	C	D	E	F	H
15P	30.81	24.99	16.92	2.29	8.19	7.68	5.90 ^{+0.25} ₀
26P	39.24	33.32	25.25	2.29	8.01	7.02	5.90 ^{+0.25} ₀
44P	53.04	47.04	38.96	2.29	8.02	7.01	5.70 ^{+0.25} ₀
62P	69.32	63.50	55.42	2.41	8.21	7.03	5.70 ^{+0.25} ₀

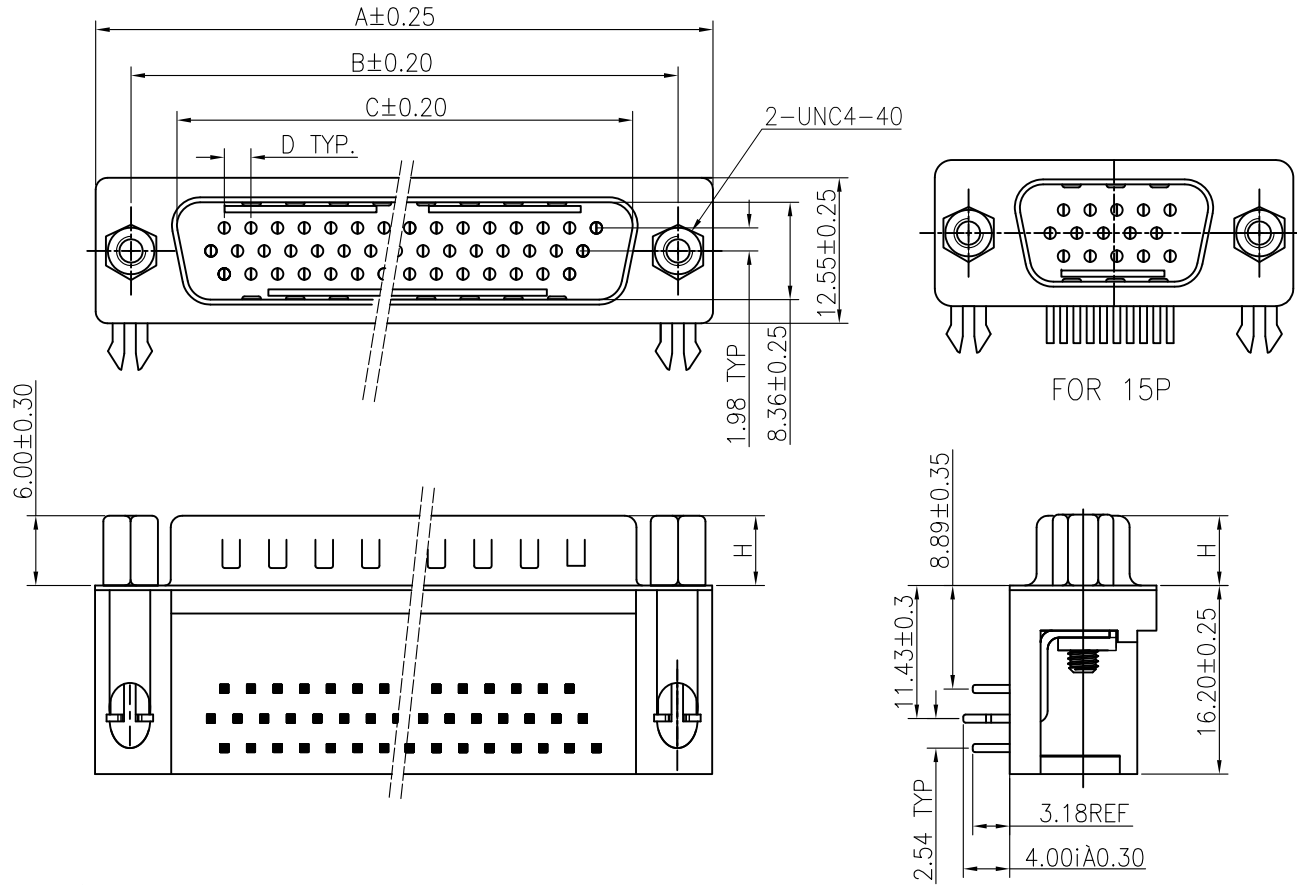
mat'l. code				tolerances unless otherwise specified			CUSTOMER COPY		FCI	
ltr	ecn no	dr	date	linear	.X ± 0.38	projection	www.fciconnect.com			
A	T09-1156	J.H	12/10/09	linear	.XX ± 0.25		title			
B	T10-0164	J.H	10/19/10	angles	.XXX ± 0.10		H/D D-SUB MALE RIGHT-ANGLE			
					0° ± 2°		product family D-SUB		code	
				dr	JASON HSU 10/19/10		size dwg no		TWN	
				enrg	JASON HSU 10/19/10		10090926		sheet	
				chr	GARY HSIEH 10/19/10		A4		1 of 5	
				appd	JOSEPH HSIA 10/19/10	scale	1:1			
sheet	revision	B	B	B	B	B				
index	sheet	1	2	3	4	5				



1 | 2

3 |

4



REMARK:

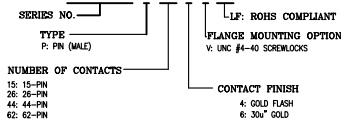
1. CHARACTERISTICS:

- RATED VOLTAGE: 250V
- RATED CURRENT: 2.5AMP
- CONTACT RESISTANCE: 25mohms MAX (40mohms MAX FOR AFTER TEST).
- INSULATION RESISTANCE: 5000Mohms MIN. at 500V DC
- DIELECTRIC STRENGTH: 750VRMS
- OPERATING TEMPERATURE RANGE: $-55^{\circ}C \sim 105^{\circ}C$
- INSERTION/EXTRACTION FORCE PER CONTACT: 5N Max./0.2N Min.
- MATING/UNMATING CYCLES: 200MATINGS MIN FOR GOLD-FLASH
500MATINGS MIN FOR 30u" GOLD.

2. MATERIAL:

- INSULATORS: THERMOPLASTIC G.F (UL94V-0) BLACK
- CONTACTS: COPPER ALLOY (G/F or 30u") TOP OVER CONTACT AREA,
100u" Min MATTE TIN TOP OVER SOLDER AREA,
50u" Min NICKEL UNDER PLATE.
- SHELL: CARBON STEEL, 100u" Min NICKEL TOP OVER,
50u" Min COPPER UNDER PLATE.
- Z BRACKET: COPPER ALLOY, 100u" Min MATTE TIN PLATED.
- SCREW LOCK: COPPER ALLOY, 50u" Min NICKEL PLATED.
- NUT: COPPER ALLOY, 50u" Min NICKEL PLATED.

3. PART NUMBER DESCRIPTION: 10090926-P XX X X LF



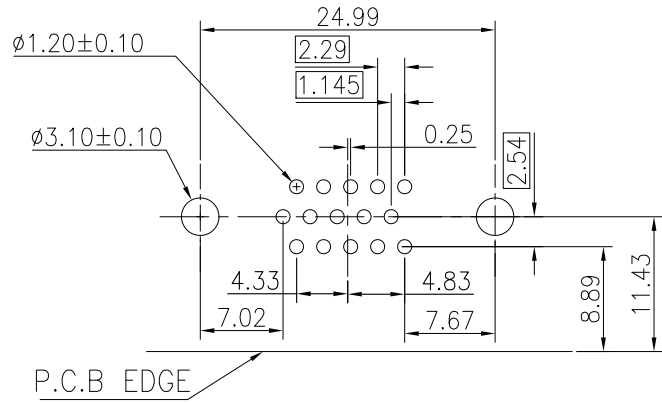
POS.	PART NO.	A	B	C	D	E	F	H
15P	10090926-P15*VLF	30.81	24.99	16.92	2.29	8.19	7.68	5.90 ± 0.25
26P	10090926-P26*VLF	39.24	33.32	25.25	2.29	8.01	7.02	5.90 ± 0.25
44P	10090926-P44*VLF	53.04	47.04	38.96	2.29	8.02	7.01	5.90 ± 0.25
62P	10090926-P62*VLF	69.32	63.50	55.42	2.41	8.21	7.03	5.90 ± 0.25

mat'l. code				tolerances unless otherwise specified			CUSTOMER COPY		FCI	
ltr	ecn no	dr	date	linear	.X ± 0.38	projection	www.fciconnect.com			
B				angles	.XX ± 0.25		title			
					.XXX ± 0.10		H/D D-SUB MALE RIGHT-ANGLE			
				dr	0° $\pm 2^{\circ}$		product family D-SUB		code	
				engr	JASON HSU 10/19/10		size dwg no		TWN	
				chr	GARY HSIEH 10/19/10		10090926		sheet	
				appd	JOSEPH HSIA 10/19/10		A4		2 of 5	
sheet index	revision sheet					scale	1:1			

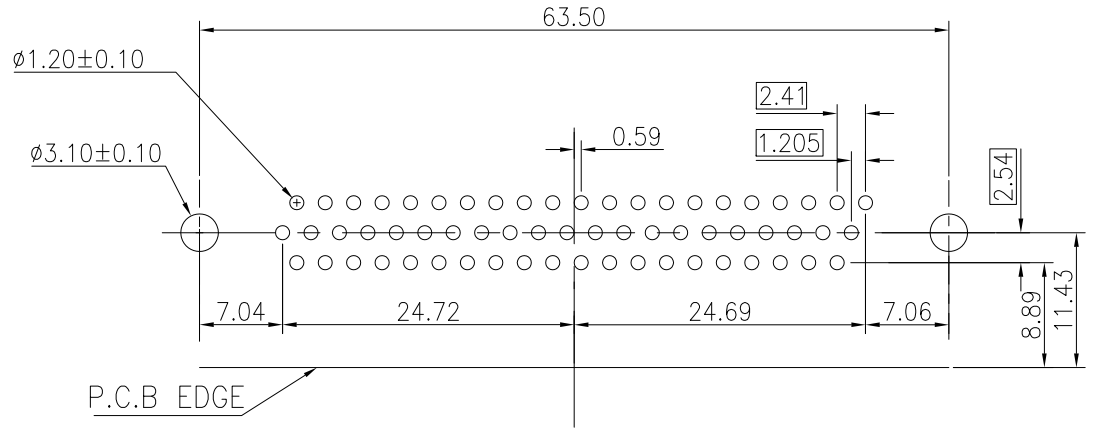
1 | 2

3 |

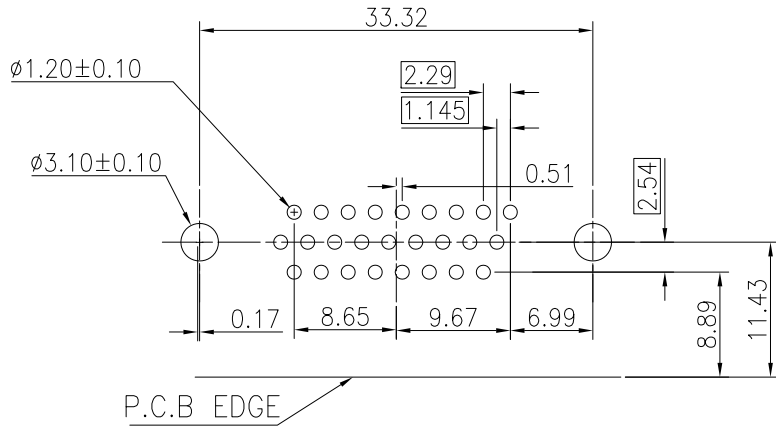
4



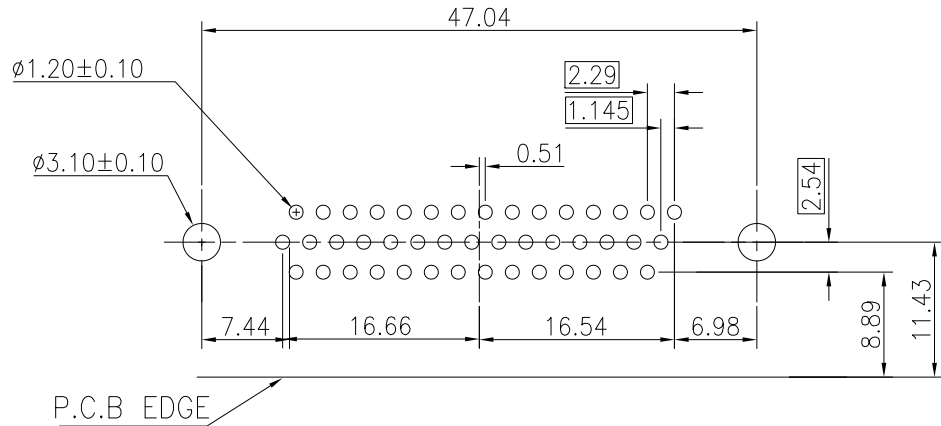
P.C.B LAYOUT(FOR 15P)



P.C.B LAYOUT(FOR 62P)

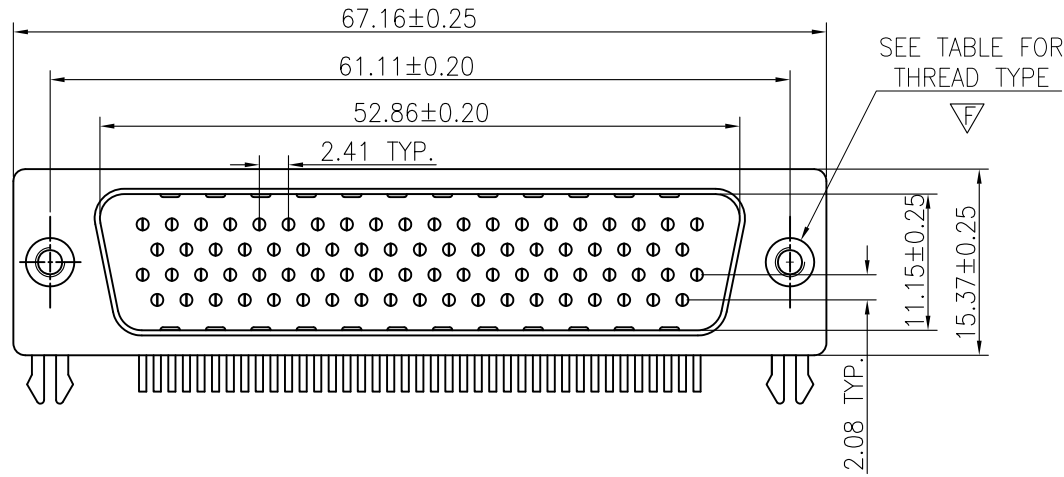


P.C.B LAYOUT(FOR 26P)



P.C.B LAYOUT(FOR 44P)

mat'l. code				tolerances unless otherwise specified			CUSTOMER COPY		FCI www.fciconnect.com		
ltr	ecn no	dr	date	linear	.X ± 0.38		projection	title			
B					.XX ± 0.25			H/D D-SUB MALE RIGHT-ANGLE PCB	product family D-SUB		code
					.XXX ± 0.10				MM	size dwg no	
				angles	0° ± 2°		scale	A4 10090926		sheet 3 of 5	
				dr	JASON HSU	10/19/10					
				enr	JASON HSU	10/19/10					
				chr	GARY HSIEH	10/19/10					
				appd	JOSEPH HSIA	10/19/10					
sheet index	revision sheet										



REMARK:

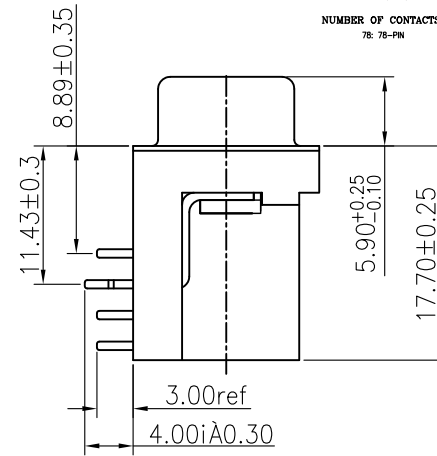
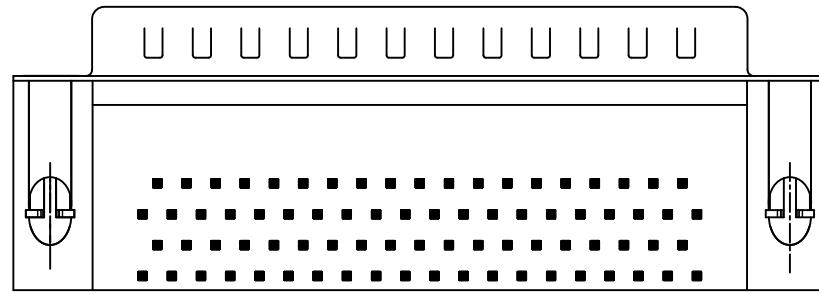
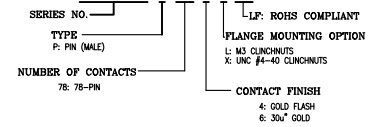
1. CHARACTERISTICS:

- RATED VOLTAGE: 250V
- RATED CURRENT: 2.5AMP
- CONTACT RESISTANCE: 35mohms MAX(50mohms MAX FOR AFTER TEST).
- INSULATION RESISTANCE: 5000Mohms MIN.at 500V DC
- DIELECTRIC STRENGTH: 750VRMS
- OPERATING TEMPERATURE RANGE: -55° C~105° C
- INSERTION/EXTRACTION FORCE PER CONTACT: 5N Max./0.2N Min.
- MATING/UNMATING CYCLES: 200MATINGS MIN FOR GOLD-FLASH
500MATINGS MIN FOR 30u" GOLD.

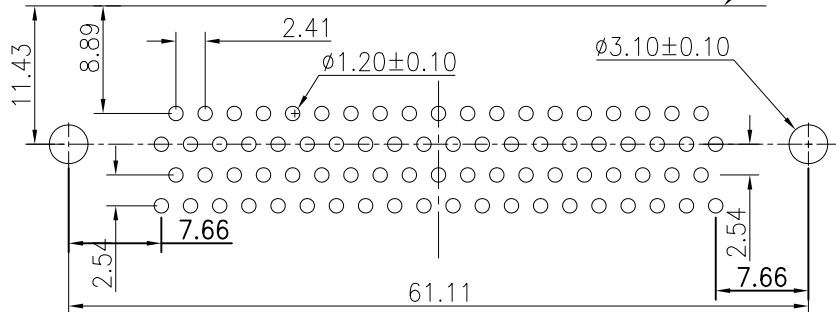
2. MATERIAL:

- INSULATORS: THERMOPLASTIC G.F(UL94V-0) BLACK
- CONTACTS: COPPER ALLOY, GOLD(G/F or 30u")TOP OVER CONTACT AREA, 100u" Min MATTE TIN TOP OVER SOLDER AREA, 50u" Min NICKEL UNDER PLATE.
- SHELL: CARBON STEEL, 100u" Min NICKEL TOP OVER, 50u" Min COPPER UNDER PLATE.
- Z BRACKET: COPPER ALLOY, 100u" Min MATTE TIN PLATED.
- SCREW LOCK: COPPER ALLOY, 50u" Min NICKEL PLATED.

3. PART NUMBER DESCRIPTION: 10090926-P XX X X LF



P.C.B EDGE



P.C.B LAYOUT

POS.	PART NO.	THREAD TYPE
78P	10090926-P78*LLF	M3*0.5
78P	10090926-P78*XLF	UNC #4-40

mat'l. code				tolerances unless otherwise specified			CUSTOMER COPY		FCI		www.fciconnect.com	
ltr	ecn no	dr	date	linear	.X ± 0.38	projection	title					
B				angles	.XX ± 0.25		H/D D-SUB MALE RIGHT-ANGLE					
				dr	.XXX ± 0.10			product family D-SUB			code	
				engr	0° ± 2°	MM		size dwg no			TWN	
				chr	JASON HSU 10/19/10	scale	10090926			sheet		
				appd	GARY HSIEH 10/19/10	1:1	4 of 5					
					JOSEPH HSIA 10/19/10							
sheet index	revision sheet											

Tous droits strictement réservés. Reproduction ou communication à des tiers interdite sous quelque forme que ce soit sans autorisation écrite du propriétaire. Propriété de c FCI. Droits de reproduction FCI.

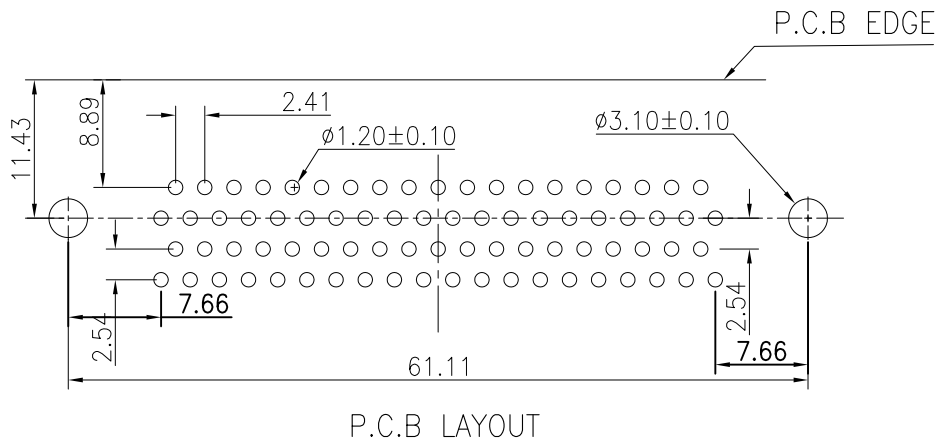
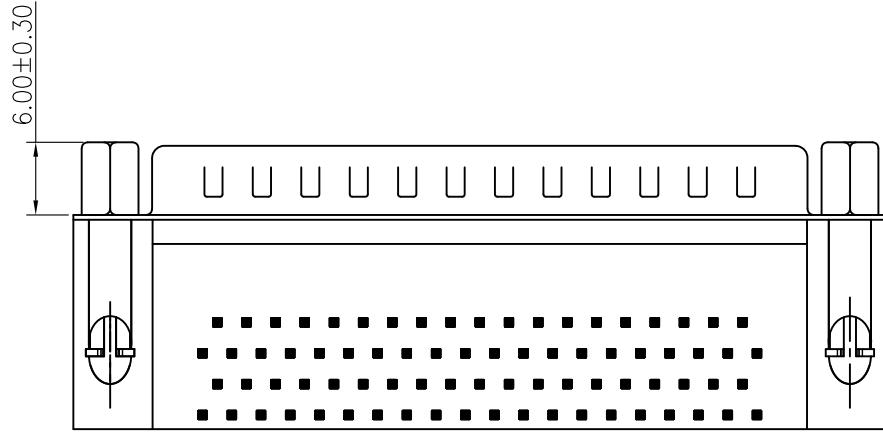
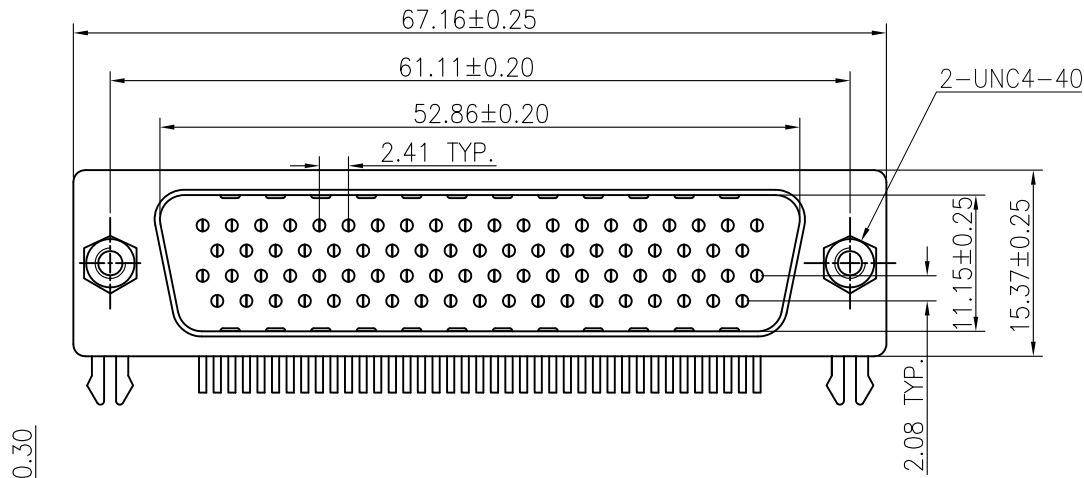


All rights strictly reserved. Reproduction or issue to third parties in any form whatever is not permitted without written authority from the proprietor. Property of FCI. Copyright FCI.

1 | 2

3 |

4



1 | 2

REMARK:

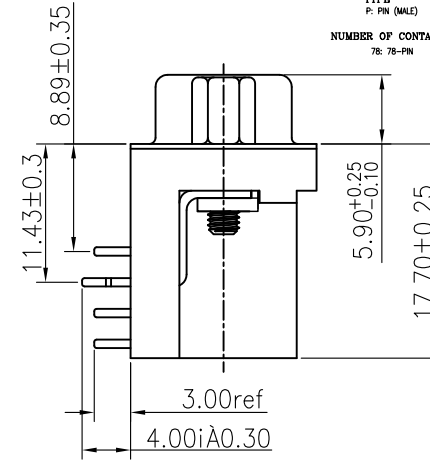
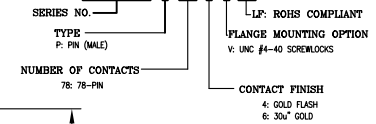
1. CHARACTERISTICS:

- RATED VOLTAGE: 250V
- RATED CURRENT: 2.5AMP
- CONTACT RESISTANCE: 35mohms MAX(50mohms MAX FOR AFTER TEST).
- INSULATION RESISTANCE: 5000Mohms MIN.at 500V DC
- DIELECTRIC STRENGTH: 750VRMS
- OPERATING TEMPERATURE RANGE: -55° C~105° C
- INSERTION/EXTRACTION FORCE PER CONTACT: 5N Max./0.2N Min.
- MATING/UNMATING CYCLES: 200MATINGS MIN FOR GOLD-FLASH
500MATINGS MIN FOR 30u" GOLD.

2. MATERIAL:

- INSULATORS: THERMOPLASTIC G.F(UL94V-0) BLACK
- CONTACTS: COPPER ALLOY, GOLD(G/F or 30u")TOP OVER CONTACT AREA,
100u" Min MATTE TIN TOP OVER SOLDER AREA,
50u" Min NICKEL UNDER PLATE.
- SHELL: CARBON STEEL, 100u" Min NICKEL TOP OVER,
50u" Min COPPER UNDER PLATE.
- Z BRACKET: COPPER ALLOY, 100u" Min MATTE TIN PLATED.
- SCREW LOCK: COPPER ALLOY, 50u" Min NICKEL PLATED.
- NUT: COPPER ALLOY, 50u" Min NICKEL PLATED.

3. PART NUMBER DESCRIPTION: 10090926-P XX X X LF



PART NO.: 10090926-P78*VLF

mat'l. code				tolerances unless otherwise specified			CUSTOMER COPY		FCI		www.fciconnect.com	
ltr	ecn no	dr	date	linear	.X ± 0.38		projection	title				
B					.XX ± 0.25			H/D D-SUB MALE RIGHT-ANGLE				
				angles	.XXX ± 0.10		MM	product family D-SUB			code	
					0° ± 2°			size dwg no			TWN	
				dr	JASON HSU	10/19/10	scale	10090926			sheet	
				engr	JASON HSU	10/19/10		A4			5 of 5	
				chr	GARY HSIEH	10/19/10						
				appd	JOSEPH HSIA	10/19/10						
sheet index	revision sheet											

ACAD

PDM: Rev:B

STATUS: Released

Printed: Nov 02, 2010

3 |

cage code

4