



Connectors > D-Shaped Connectors > D-Sub Connectors > Panel Mount D-Sub Connectors



Connector & Housing Type: **Plug**
Connector System: **Cable-to-Cable**
Connector Mounting Type: **Panel Mount**
Number of Positions: **44**
Power/Signal/Coax Combination: **No**

Features

Product Type Features

Connector & Housing Type	Plug
Connector System	Cable-to-Cable
Connector Shell Size	3
Sealable	No
Connector & Contact Terminates To	Wire & Cable

Configuration Features

Number of Positions	44
Power/Signal/Coax Combination	No

Body Features

Front Shell Material	Steel
Mating Retention Feature Material	Stainless Steel
Rear Shell Plating Material	Cadmium
Rear Shell Material	Steel
Front Shell Plating Material	Cadmium

Contact Features

Contact Mating Area Plating Material	Gold (Au)
Contact Base Material	Copper Alloy
	50 µin



Contact Options	Supplied – Uninstalled
Contact Type	Pin
Contact Size	Size 22
Contact Current Rating (Max)	5 A

Termination Features

Termination Method to Wire & Cable	Crimp
------------------------------------	-------

Mechanical Attachment

Mounting Hole Diameter	3.17 mm[.125 in]
Connector Mounting Type	Panel Mount
Mating Alignment	Without

Housing Features

Centerline (Pitch)	2.29 mm[.09 in]
--------------------	-----------------

Usage Conditions

Operating Temperature Range	-55 – 125 °C[-67 – 257 °F]
-----------------------------	----------------------------

Operation/Application

Circuit Application	Signal
---------------------	--------

Packaging Features

Packaging Method	Package
------------------	---------

Product Compliance

For compliance documentation, visit the product page on TE.com>

EU RoHS Directive 2011/65/EU	Not Compliant
EU ELV Directive 2000/53/EC	Not Compliant
China RoHS 2 Directive MIIT Order No 32, 2016	Restricted Materials Above Threshold
EU REACH Regulation (EC) No. 1907/2006	Current ECHA Candidate List: JAN 2025 (247) Candidate List Declared Against: JAN 2025 (247) SVHC > Threshold: Cd (100% in 10563731072) Pb (1.5% in 74025566) Article Safe Usage Statements: Use personal protective equipment as required. Do not eat, drink or smoke when using this product. Wash thoroughly after handling. Recycle if possible and dispose of the article by following all applicable governmental regulations relevant to your geographic location.
Halogen Content	Not Low Halogen - contains Br or Cl > 900 ppm.



Solder Process Capability

Not applicable for solder process capability

Product Compliance Disclaimer

This information is provided based on reasonable inquiry of our suppliers and represents our current actual knowledge based on the information they provided. This information is subject to change. The part numbers that TE has identified as EU RoHS compliant have a maximum concentration of 0.1% by weight in homogenous materials for lead, hexavalent chromium, mercury, PBB, PBDE, DBP, BBP, DEHP, DIBP, and 0.01% for cadmium, or qualify for an exemption to these limits as defined in the Annexes of Directive 2011/65/EU (RoHS2). Finished electrical and electronic equipment products will be CE marked as required by Directive 2011/65/EU. Components may not be CE marked. Additionally, the part numbers that TE has identified as EU ELV compliant have a maximum concentration of 0.1% by weight in homogenous materials for lead, hexavalent chromium, and mercury, and 0.01% for cadmium, or qualify for an exemption to these limits as defined in the Annexes of Directive 2000/53/EC (ELV). Regarding the REACH Regulation, the information TE provides on SVHC in articles for this part number is based on the latest European Chemicals Agency (ECHA) 'Guidance on requirements for substances in articles' posted at this URL: <https://echa.europa.eu/guidance-documents/guidance-on-reach>

Compatible Parts




TE Part # 204370-2
PIN CONTACT,Sz22D,22-28 AWG




TE Part # 91067-1
INSERTION/EXTRACTION TOOL


Customers Also Bought




TE Part #YDTS24W17-26SNV001
RECP ASSY




TE Part #YDTS24W21-39SNV001
RECP ASSY




TE Part #204516-2
RECEPT ASSY,SZ 3,AMPLIMITE




TE Part #5036070001
TMS-SCE-5K-3/32-2.0-9



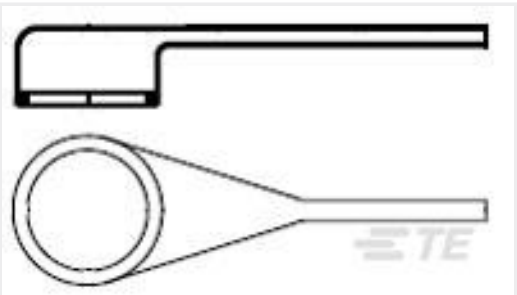
TE Part #YDTS24W21-11SNV001
RECP ASSY



TE Part #204513-2
AMPLIMITE,ASY,PLUG,STD,90,1



TE Part #3-1617076-1
3SBH1262A2 = M39016/54-012M



TE Part #808102-000
222D932-3-0



Documents

Product Drawings

[AMPLIMITE,ASY,PLUG,STD,90,3](#)

English

CAD Files

[3D PDF](#)

3D

Customer View Model

[ENG_CVM_CVM_204517-2_L_c-204517-2-l.2d_dxf.zip](#)

English

Customer View Model

[ENG_CVM_CVM_204517-2_L_c-204517-2-l.3d_igs.zip](#)

English

Customer View Model

[ENG_CVM_CVM_204517-2_L_c-204517-2-l.3d_stp.zip](#)

English

By downloading the CAD file I accept and agree to the [Terms and Conditions](#) of use.

Datasheets & Catalog Pages

[1308940_Sec8_amplimite](#)

English

Instruction Sheets

[Instruction Sheet \(U.S.\)](#)

English