

STA® Pull Tubular Solenoids — 1" Dia. x 2"

Part Number: 195206 - X XX

All catalog products manufactured after April 1, 2006 are RoHS Compliant

Coil AWG Number
(from performance chart below)

Plunger Configurations and anti-rotation flat on mounting

- 1 Flat face plunger without anti-rotation flat
- 2 60° plunger without anti-rotation flat
- 5 Flat face plunger with anti-rotation flat
- 6 60° plunger with anti-rotation flat

Performance

Maximum Duty Cycle	100%	50%	25%	10%
Maximum ON Time (sec) when pulsed continuously ¹	∞	360	32	8
Maximum ON Time (sec) for single pulse ²	∞	470	120	32
Watts (@ 20°C)	10	20	40	100
Ampere Turns (@ 20°C)	1166	1649	2332	3688

Coil Data

awg (0XX) ³	Resistance (@20°C)	# Turns ⁴	VDC (Nom)	VDC (Nom)	VDC (Nom)	VDC (Nom)
23	1.96	536	4.4	6.3	8.9	14.0
24	2.69	600	5.2	7.3	10.4	16.4
25	4.89	840	7.0	9.9	14.0	22.0
26	8.70	1117	9.4	13.3	18.8	29.7
27	11.50	1260	10.7	15.2	21.0	34.0
28	19.20	1645	13.8	19.6	28.0	44.0
29	31.20	2104	17.7	25.0	35.0	56.0
30	49.60	2646	22.0	31.0	45.0	70.0
31	77.40	3280	28.0	39.0	56.0	88.0
32	119.00	4026	35.0	49.0	69.0	109.0
33	202.00	5317	45.0	64.0	90.0	142.0

- ¹ Continuously pulsed at stated watts and duty cycle
- ² Single pulse at stated watts (with coil at ambient room temperature 20°C)
- ³ Other coil awg sizes available — please consult factory
- ⁴ Reference number of turns

Specifications

Dielectric Strength	1000 VRMS
Recommended Minimum Heat Sink	Maximum watts dissipated by solenoid are based on an unrestricted flow of air at 20°C, with solenoid mounted on the equivalent of an aluminum plate measuring 4" square by 1/8" thick
Coil Resistance	±5% tolerance
Holding Force	Flat Face: 13.83 lb (61.5 N) @ 20°C 60°: 6.61 lb (29.4 N) @ 20°C
Weight	6.96 oz (197.3 gms)
Plunger Weight	1.60 oz (45.4 gms)
Dimensions	Ø1.02" x 2.05" L (See page F36)

How to Order

Add the plunger configuration number and the coil awg number to the part number (for example: to order a unit with a 60° plunger rated for 21 VDC at 25% duty cycle, specify 195206-227.

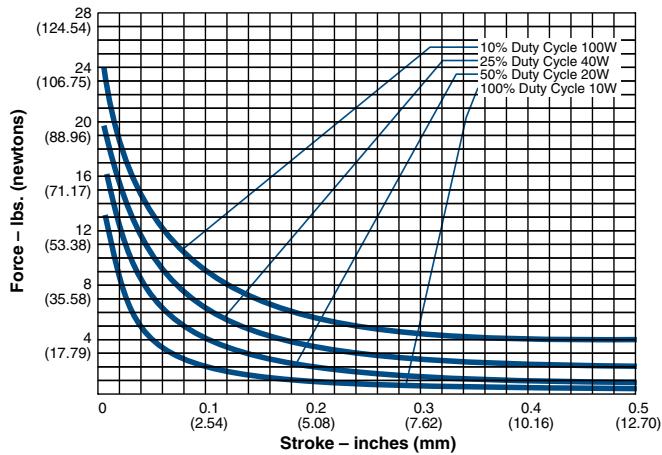
Please see www.ledex.com (click on Stock Products tab) for our list of stock products available through our North American distributors.

All specifications subject to change without notice.

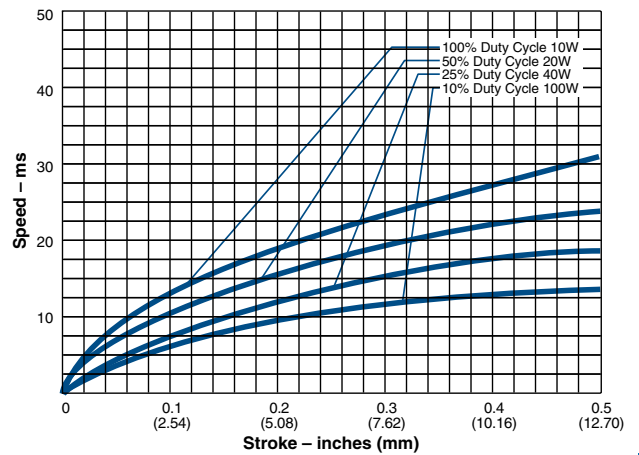
STA® Pull Tubular Solenoids — 1" Dia. x 2"

Pull Tubular Solenoid – 1" dia. x 2" – Flat Face Plunger

Typical Force @ 20°C

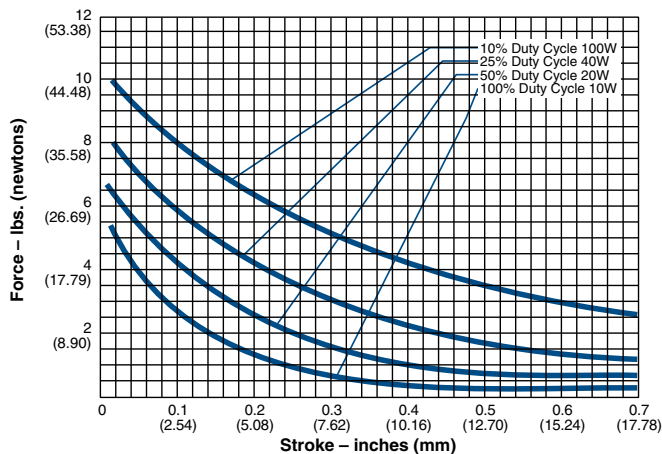


Typical Speed @ No Load, 20°C

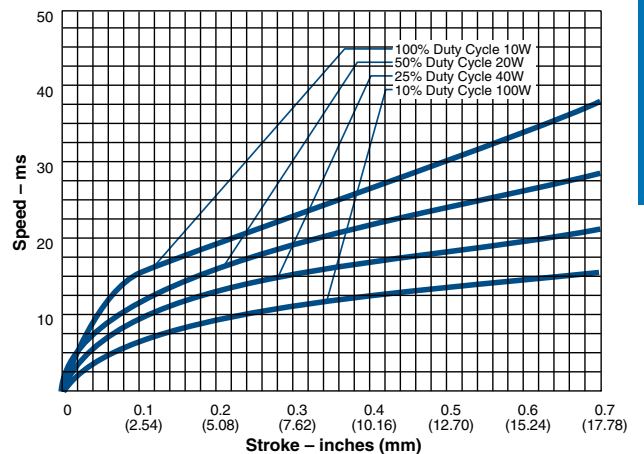


Pull Tubular Solenoid – 1" dia. x 2" – 60° Plunger

Typical Force @ 20°C



Typical Speed @ No Load, 20°C



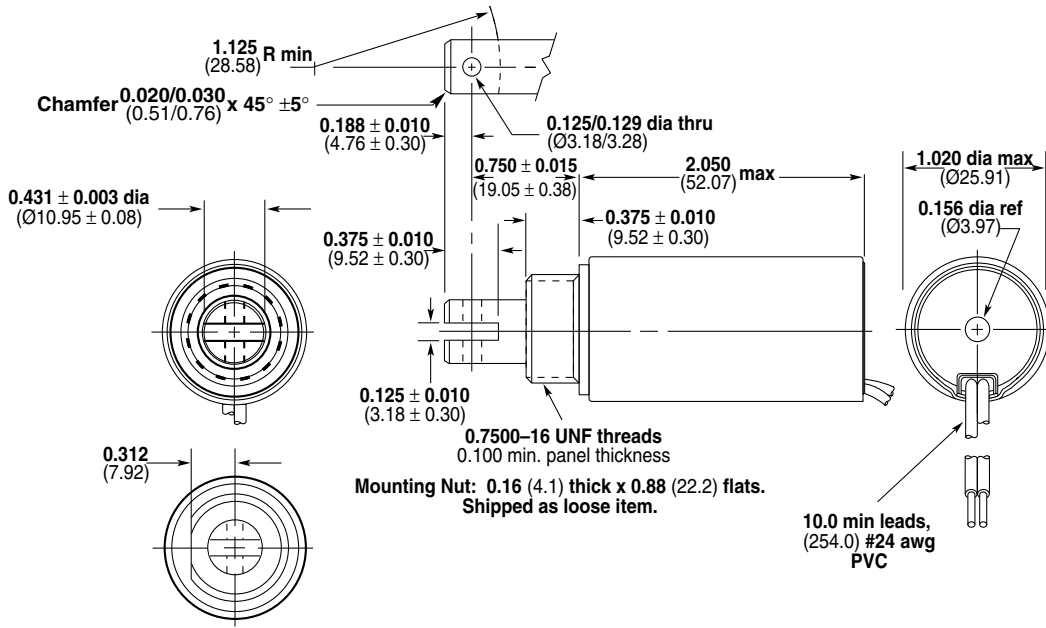
LINEAR Tubular

All specifications subject to change without notice.

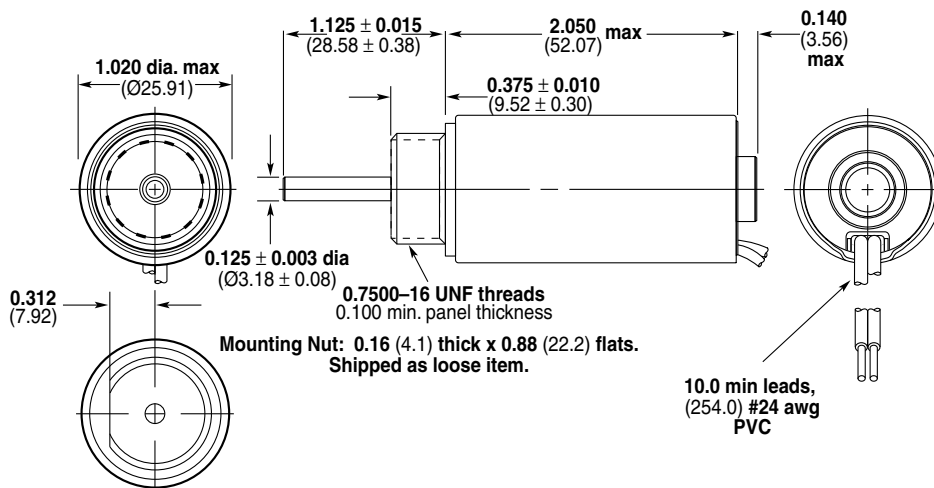
Ledex® Tubular Solenoids Dimensions

Inches (mm)

STA® Series Pull — 1" Dia. x 2"



STA® Series Push — 1" Dia. x 2"



All solenoids are illustrated in energized state

All specifications subject to change without notice.