

8.4.3 Threaded caps


Model number	Short description	Figure
	Threaded caps	
X67AC0M08	X67 M8 threaded caps, 50 pcs.	
X67AC0M12	X67 M12 threaded caps, 50 pcs.	

Table 29: X67AC0M08, X67AC0M12 - Order data

8.4.4 Plain text tags


Order number	Short description	Figure
	Plain text tag	
X67AC0SH1	X67 plain text tag	

Table 30: X67AC0SH1 - Order data

8.4.5 Mounting plate

A mounting plate must be used for installing X67 modules on non-enclosed mounting surfaces outside the control cabinet. The mounting plate is placed between the module and mounting surface and screwed to the mounting surface together with the module.


Order number	Short description	Figure
	Mounting plate	
X67ACMP00.0010	X67 accessory for installing X67 modules with a height of 85 mm on non-enclosed mounting surfaces outside the control cabinet.	
X67ACMPL0.0010	X67 accessory for installing X67 modules with a height of 155 mm on non-enclosed mounting surfaces outside the control cabinet.	

Table 31: X67ACMP00.0010, X67ACMPL0.0010 - Order data