



Connectors > Rectangular Connectors > Standard Rectangular Connectors > Receptacle and Tab Housing: 16 mm Pitch, 630V



Connector Product Type: **Housing**

Connector System: **Wire-to-Wire**

Number of Positions: **4**

Centerline (Pitch): **10.16 mm [ .4 in ]**

Number of Rows: **2**

[All Receptacle and Tab Housing: 16 mm Pitch, 630V \(4\)](#)

Features

Product Type Features

Connector Product Type	Housing
Connector System	Wire-to-Wire
Sealable	No
Connector & Contact Terminates To	Wire & Cable

Configuration Features

Number of Positions	4
Number of Rows	2

Mechanical Attachment

Connector Mounting Type	Panel Mount
-------------------------	-------------

Housing Features

Centerline (Pitch)	10.16 mm[.4 in]
--------------------	-----------------

Usage Conditions

Operating Temperature Range	-55 – 105 °C[-67 – 221 °F]
-----------------------------	----------------------------

Operation/Application

Circuit Application	Power
---------------------	-------



Product Compliance

For compliance documentation, visit the product page on TE.com>

EU RoHS Directive 2011/65/EU	Compliant
EU ELV Directive 2000/53/EC	Compliant
China RoHS 2 Directive MIIT Order No 32, 2016	No Restricted Materials Above Threshold
EU REACH Regulation (EC) No. 1907/2006	Current ECHA Candidate List: JAN 2025 (247) Candidate List Declared Against: JAN 2025 (247) Does not contain REACH SVHC
Halogen Content	Not Low Halogen - contains Br or Cl > 900 ppm.
Solder Process Capability	Not applicable for solder process capability

Product Compliance Disclaimer

This information is provided based on reasonable inquiry of our suppliers and represents our current actual knowledge based on the information they provided. This information is subject to change. The part numbers that TE has identified as EU RoHS compliant have a maximum concentration of 0.1% by weight in homogenous materials for lead, hexavalent chromium, mercury, PBB, PBDE, DBP, BBP, DEHP, DIBP, and 0.01% for cadmium, or qualify for an exemption to these limits as defined in the Annexes of Directive 2011/65/EU (RoHS2). Finished electrical and electronic equipment products will be CE marked as required by Directive 2011/65/EU. Components may not be CE marked. Additionally, the part numbers that TE has identified as EU ELV compliant have a maximum concentration of 0.1% by weight in homogenous materials for lead, hexavalent chromium, and mercury, and 0.01% for cadmium, or qualify for an exemption to these limits as defined in the Annexes of Directive 2000/53/EC (ELV). Regarding the REACH Regulation, the information TE provides on SVHC in articles for this part number is based on the latest European Chemicals Agency (ECHA) 'Guidance on requirements for substances in articles' posted at this URL: <https://echa.europa.eu/guidance-documents/guidance-on-reach>

Compatible Parts



TE Part # CAT-D9934-A86  
Contact: Component To Wire; 55-60A, 16-6 Wire Size



TE Part # 2040080-1  
DYNAMIC D7000 EXTRACTIVE TOOL




TE Part # 2134055-1  
DYNAMIC D7100 SOCKET HSG ASSY 4P XX

Also in the Series | [Dynamic 7000 Series](#)



Connector Contacts(10)



PCB Headers & Receptacles(1)




Power Contacts(10)



Rectangular Connector Housings(4)



Rectangular Power Connectors(5)




Standard Rectangular Connectors(4)



Wire-to-Board Connector Assemblies & Housings(4)

Customers Also Bought



TE Part #2-1903131-6  
DYNAMIC 1200D TAB HSG 12P P/M  
BLACK Y



TE Part #172142-5  
EIS LOW PROFILE HSG 5P NATURAL



TE Part #3-917808-2  
DYNAMIC D-5200M TAB HSG 4P X-Y



TE Part #CAT-D9934-A86  
Contact: Component To Wire; 55-60A,  
16-6 Wire Size



TE Part #917805-2  
DYNAMIC D-5 TAB CONT. M L/P



TE Part #CAT-D9934-A66A  
Receptacle and Tab Housing: 2.5 mm  
Pitch, 250V



TE Part #CAT-D9934-A15  
Contact: Component To Wire; 3-5A,  
30-18 Wire Size

Documents

Product Drawings

DYNAMIC D7100 PIN HSG ASSY 4P XX

Japanese

CAD Files

3D PDF

3D

Customer View Model

ENG\_CVM\_CVM\_2134057-1\_C\_c-2134057-1-c.2d\_dxf.zip



English

Customer View Model

[ENG\\_CVM\\_CVM\\_2134057-1\\_C\\_c-2134057-1-c.3d\\_igs.zip](#)

English

Customer View Model

[ENG\\_CVM\\_CVM\\_2134057-1\\_C\\_c-2134057-1-c.3d\\_stp.zip](#)

English

By downloading the CAD file I accept and agree to the [Terms and Conditions](#) of use.

Datasheets & Catalog Pages

[1-1773721-5\\_DYNAMIC\\_SERIES\\_QRG](#)

English

Product Specifications

[Application Specification](#)

Japanese

Instruction Sheets

[Instruction Sheet \(U.S.\)](#)

English

Agency Approvals

[TUV Certificate](#)

English