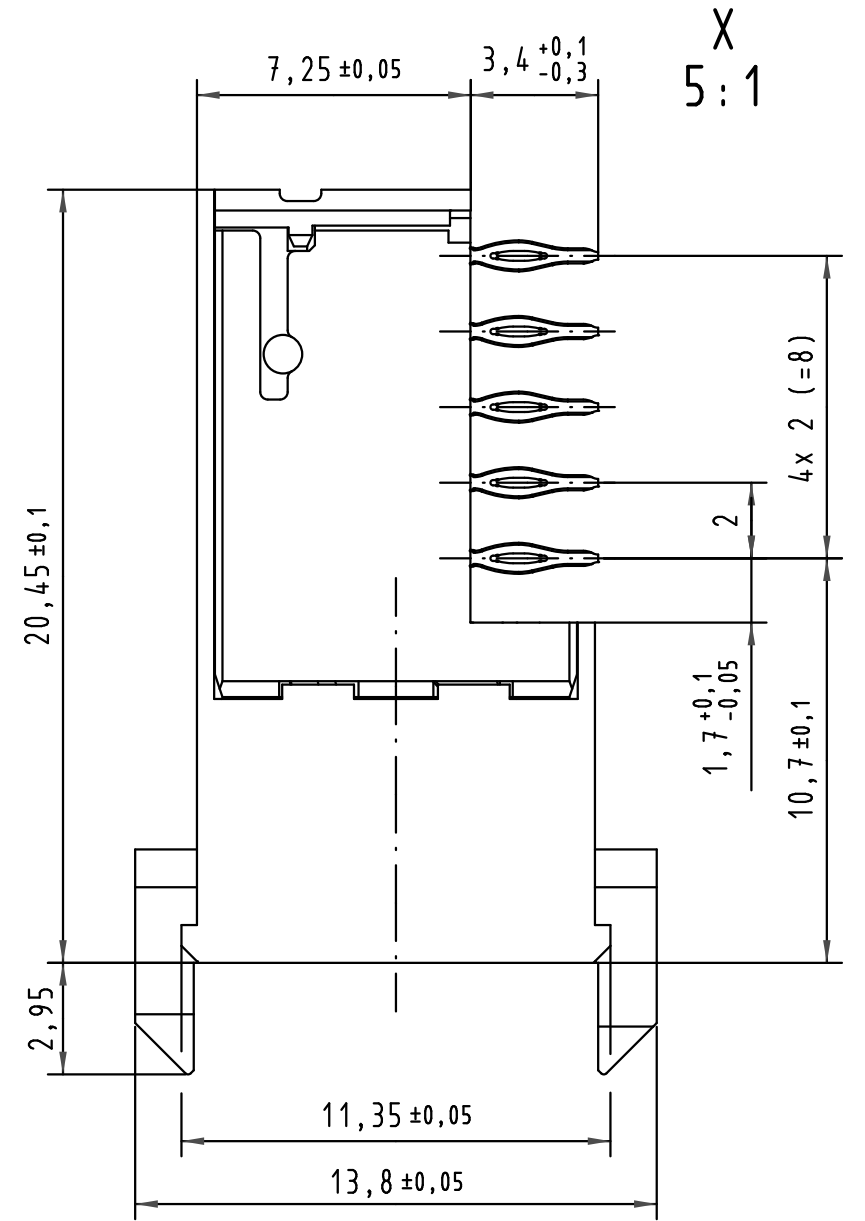
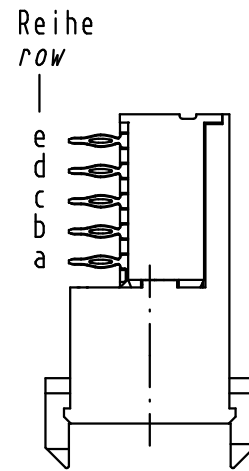
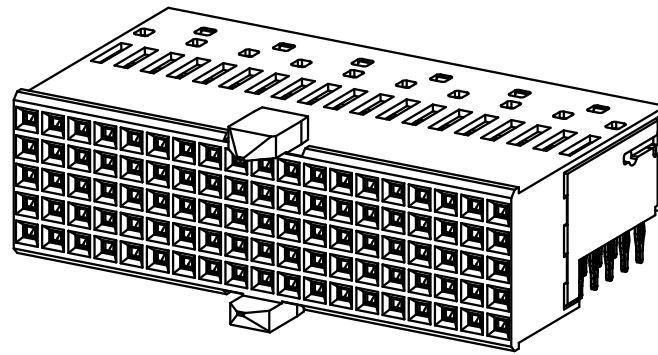
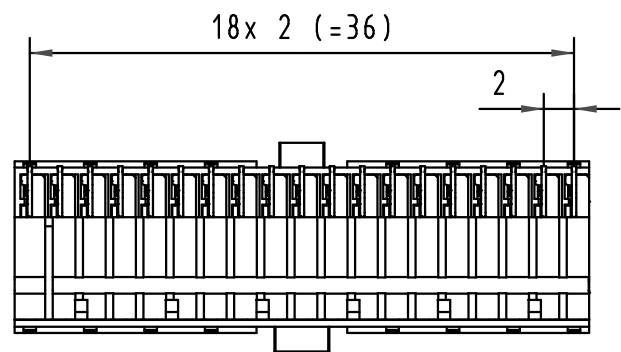
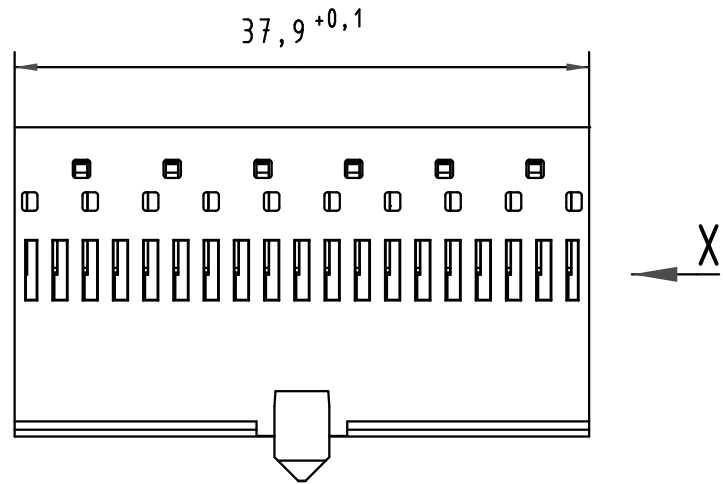
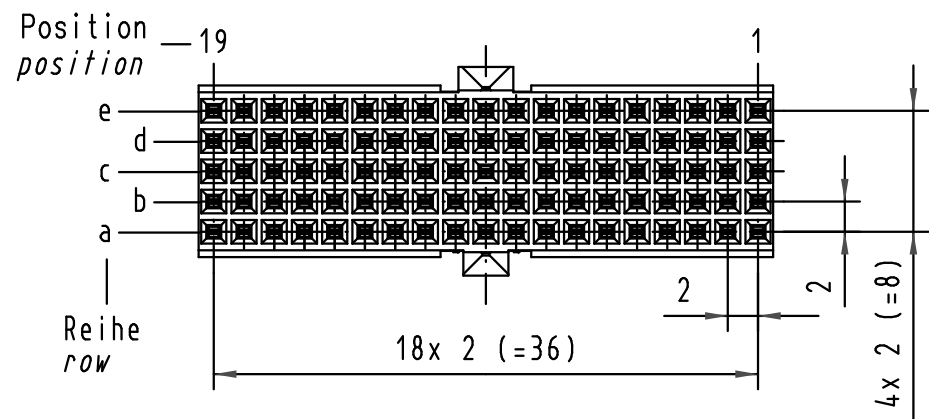
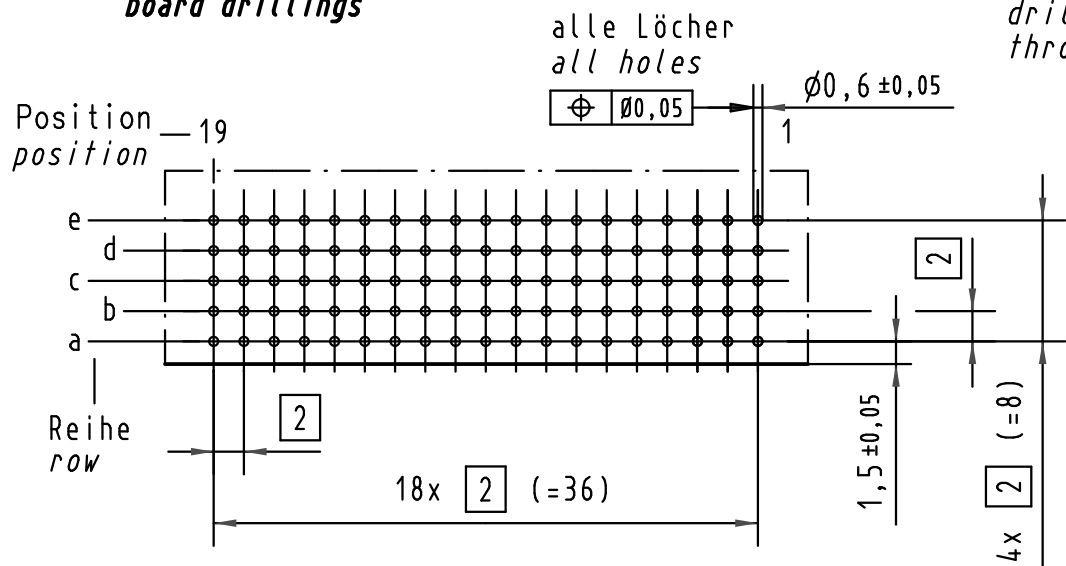


Alle Rechte vorbehalten/ All rights reserved



**Lochbild
board drillings**



Bohrlochdurchmesser: $\varnothing 0,7 \pm 0,02$ mm
 Lochdurchmesser (mit Oberfläche): $\varnothing 0,6 \pm 0,05$ mm
 drill hole dia.: $\varnothing 0,7 \pm 0,02$ mm
 through hole dia. (after plating): $\varnothing 0,6 \pm 0,05$ mm

17 33 095 <u>4</u> 101	—	min. 0,76 μ m (30 μ m) Au über/over min. 1,27 μ m (50 μ m) Ni
17 33 095 <u>2</u> 101	2	Au über/over Ni
17 33 095 <u>1</u> 101	1	Au über/over Ni
Bestell-Nr. part-no.	Anforderungsstufe nach IEC performance level acc. to IEC	Kontaktoberfläche contact plating

		Techn. Character.		Nicht tolerierte Maß/Free size tolerances	
				IEC 61076-4-101	
				har-bus HM Federleiste, Typ AB-19, 95 pol. har-bus HM female connector, type AB-19, 95 pol.	
				TB 17 33 095 x101	
				Blatt/page	
34650 04.02.08 Hage. 27619 Mod. Dat. Name		HARTING Electronics GmbH & Co. KG D-32339 ESPELKAMP		Sub.	