

# SKKT 60/16 E



**SEMIPACK® 1**

## Thyristor Modules

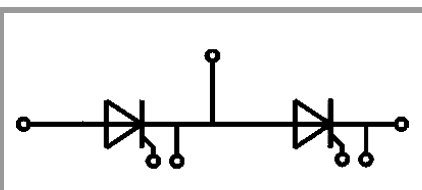
### SKKT 60/16 E

#### Features\*

- Heat transfer through aluminium oxide ceramic insulated metal baseplate
- UL recognized, file no. E63532

#### Typical Applications

- Fully controlled rectifiers
- AC motor soft starters
- AC power regulation
- AC switch



**SKKT**

Absolute Maximum Ratings				
Symbol	Conditions		Values	Unit
<b>Chip</b>				
$I_{T(AV)}$	sin. 180°	$T_c = 85\text{ °C}$	60	A
	$T_j = 130\text{ °C}$	$T_c = 100\text{ °C}$	46	A
$I_{TSM}$	$t_p = 10\text{ ms}$	$T_j = 25\text{ °C}$	1100	A
		$T_j = 130\text{ °C}$	900	A
$i^2t$	$t_p = 10\text{ ms}$	$T_j = 25\text{ °C}$	6050	A <sup>2</sup> s
		$T_j = 130\text{ °C}$	4050	A <sup>2</sup> s
$V_{RSM}$	$T_j = 25\text{ °C}$		1700	V
$V_{RRM}$	$T_j = 25\text{ °C}$		1600	V
$V_{DRM}$	$T_j = 25\text{ °C}$		1600	V
$(di/dt)_{cr}$	$T_j = 130\text{ °C}$		50	A/μs
$(dv/dt)_{cr}$	$T_j = 130\text{ °C}$		1000	V/μs
$T_j$			-40 ... 130	°C
<b>Module</b>				
$T_{stg}$			-40 ... 125	°C
$V_{isol}$	a.c.; 50 Hz; r.m.s.	1 min	3000	V
		1 s	3600	V

Characteristics						
Symbol	Conditions		min.	typ.	max.	Unit
<b>Chip</b>						
$V_T$	$T_j = 25\text{ °C}, I_T = 180\text{ A}$				1.85	V
$V_{T(TO)}$	$T_j = 130\text{ °C}$				0.92	V
$r_T$	$T_j = 130\text{ °C}$				5.8	mΩ
$I_{DD}; I_{RD}$	$T_j = 130\text{ °C}, V_{DD} = V_{DRM}; V_{RD} = V_{RRM}$				15	mA
$t_{gd}$	$I_G = 1\text{ A}$	$T_j = 25\text{ °C}$		1		μs
$t_{gr}$	$di_G/dt = 1\text{ A/μs}$ $V_D = 0.67 * V_{DRM}$	$T_j = 25\text{ °C}$		2		μs
$t_q$	$T_j = 130\text{ °C}$			110		μs
$I_H$	$T_j = 25\text{ °C}$				220	mA
$I_L$	$T_j = 25\text{ °C}, R_G = 33\text{ Ω}$				550	mA
$V_{GT}$	$T_j = 25\text{ °C}, \text{d.c.}$		2.5			V
$I_{GT}$	$T_j = 25\text{ °C}, \text{d.c.}$		100			mA
$V_{GD}$	$T_j = 130\text{ °C}, \text{d.c.}$				0.25	V
$I_{GD}$	$T_j = 130\text{ °C}, \text{d.c.}$				4	mA
$R_{th(j-c)}$	cont.	per chip			0.32	K/W
		per module			0.16	K/W
$R_{th(j-c)}$	sin. 180°	per chip			0.42	K/W
		per module			0.21	K/W
$R_{th(j-c)}$	rec. 120°	per chip			0.44	K/W
		per module			0.22	K/W
<b>Module</b>						
$R_{th(c-s)}$	chip, P12 (reference)			0.09		K/W
	module, P12 (reference)			0.05		K/W
$M_s$	to heatsink M5		4.25		5.75	Nm
$M_t$	to terminals M5		2.55		3.45	Nm
$a$					5 * 9.81	m/s <sup>2</sup>
$w$				75		g

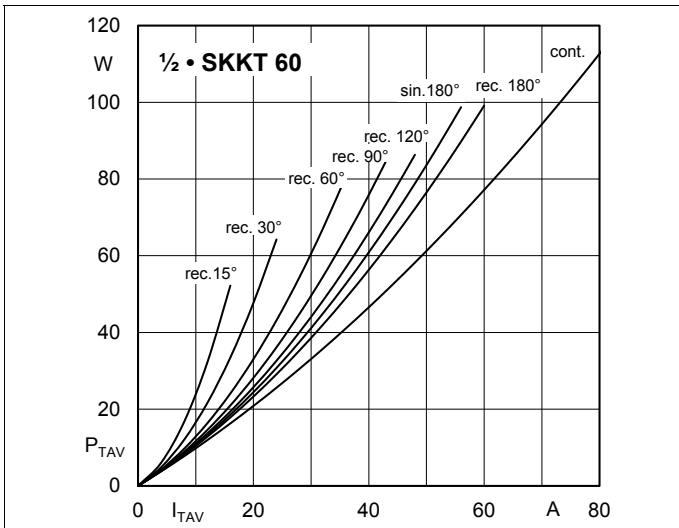


Fig. 1L: Max. power dissipation per chip vs. on-state current

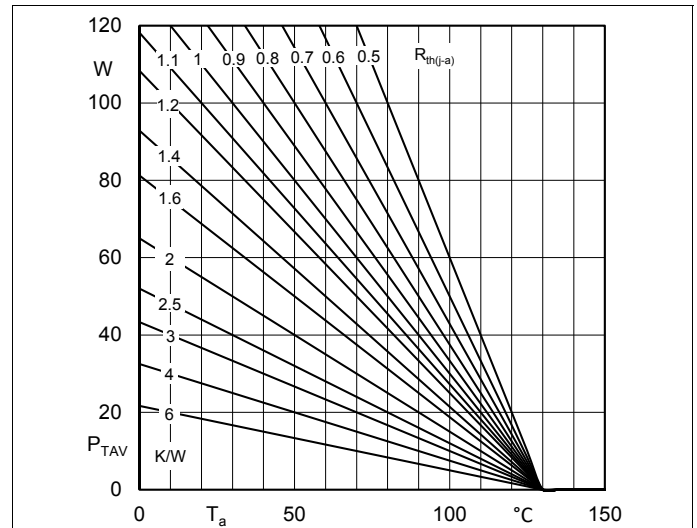


Fig. 1R: Max. power dissipation per chip vs. ambient temperature

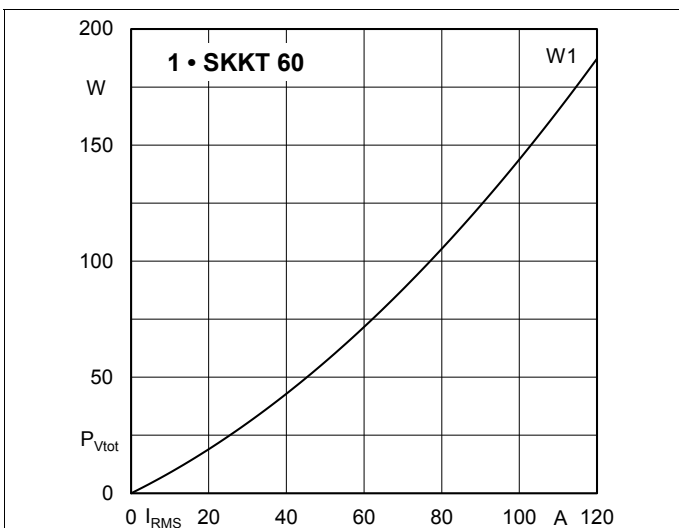


Fig. 2L: Max. power dissipation of one module vs. rms current

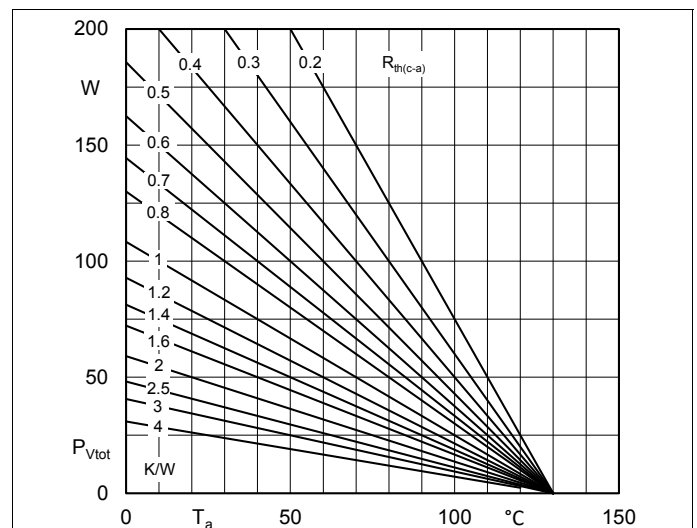


Fig. 2R: Max. power dissipation of one module vs. ambient temperature

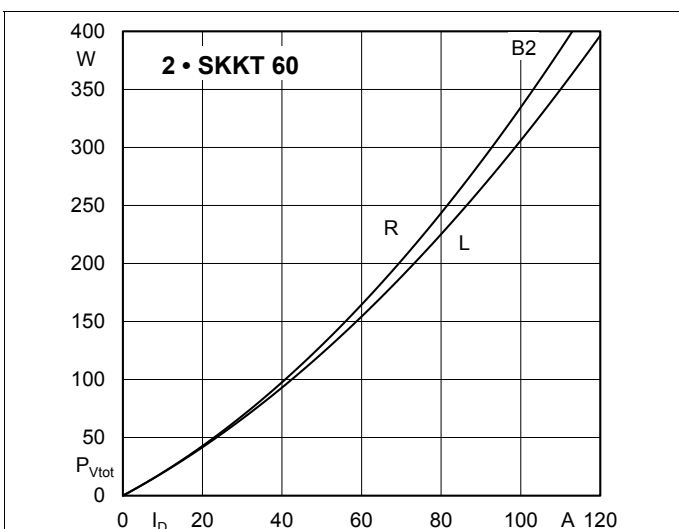


Fig. 3L: Max. power dissipation of two modules vs. direct current

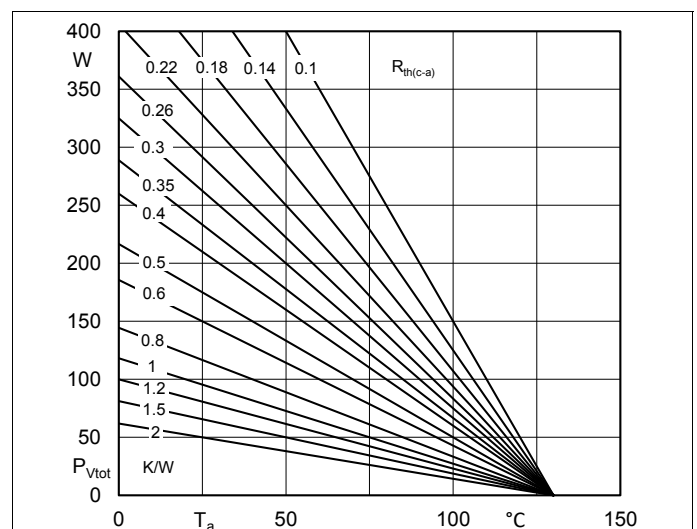


Fig. 3R: Max. power dissipation of two modules vs. ambient temperature

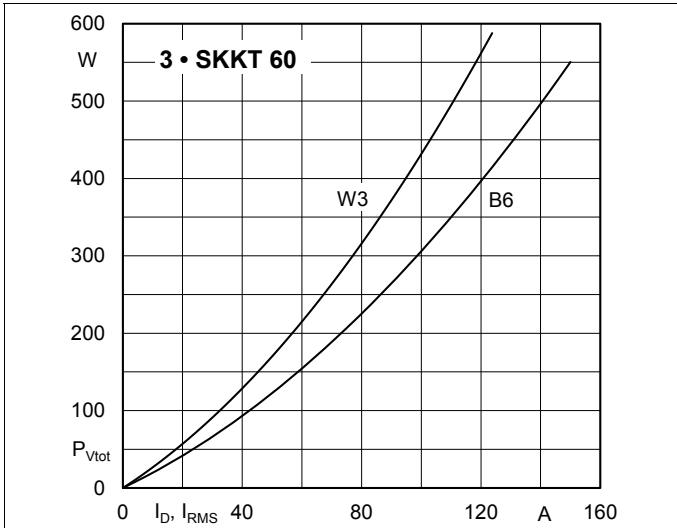


Fig. 4L: Max. power dissipation of three modules vs. direct current

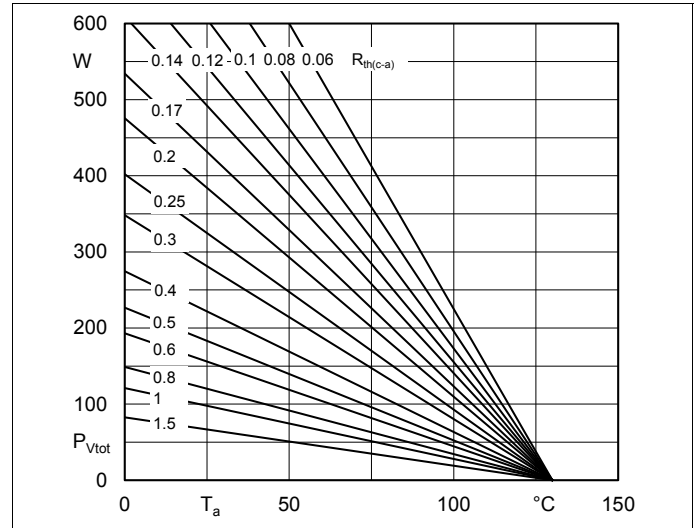


Fig. 4R: Max. power dissipation of three modules vs. ambient temperature

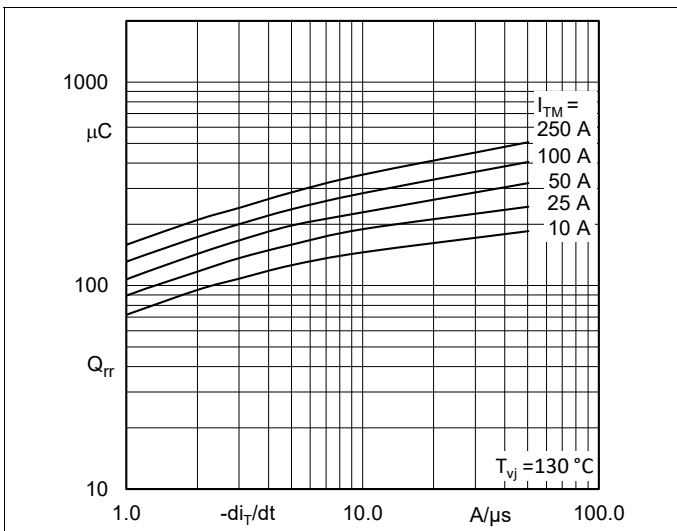


Fig. 5: Recovered charge vs. current decrease

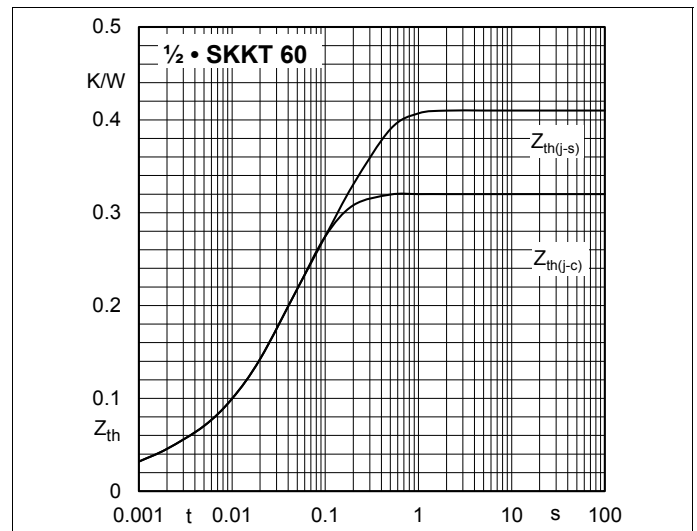


Fig. 6: Transient thermal impedance vs. time

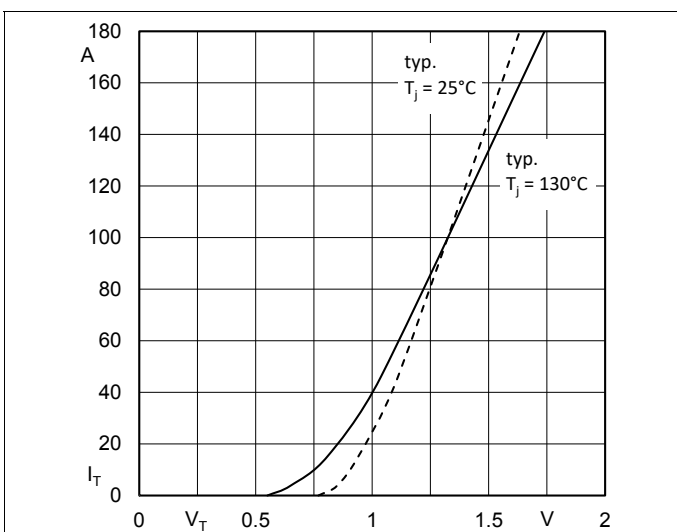


Fig. 7: On-state characteristics

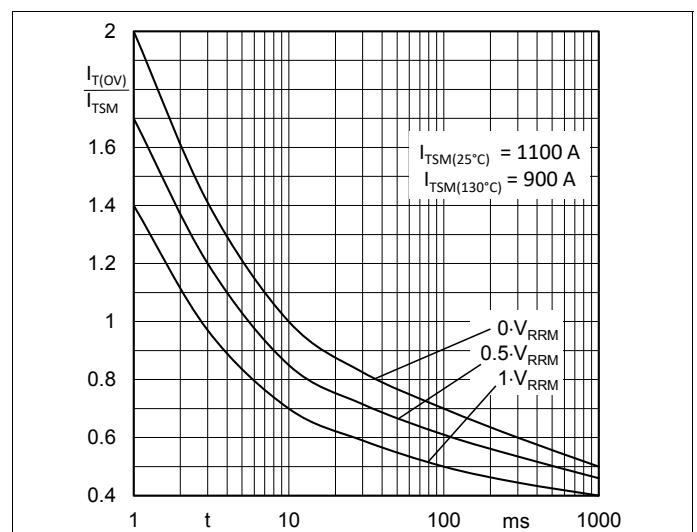


Fig. 8: Surge overload current vs. time

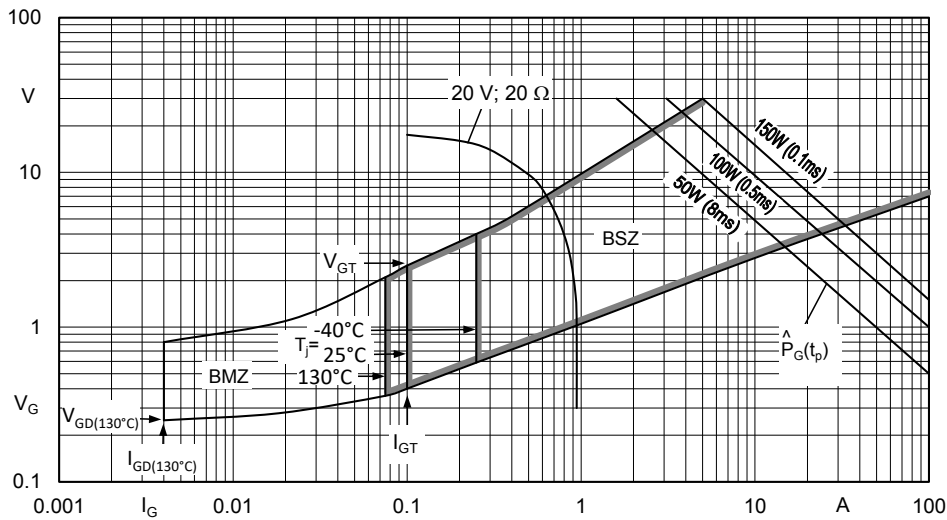
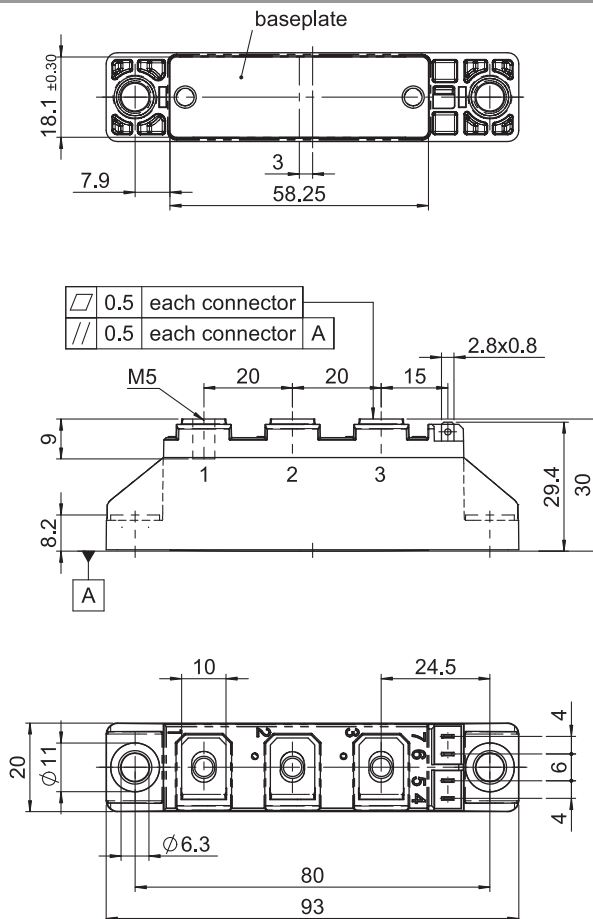
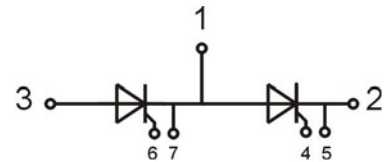


Fig. 9: Gate trigger characteristics



general tolerance ± 0.5mm



SKKT

SEMPACK 1

## IMPORTANT INFORMATION AND WARNINGS

This is an electrostatic discharge sensitive device (ESDS) according to international standard IEC 61340.

\*The specifications of Semikron Danfoss products may not be considered as any guarantee or assurance of product characteristics ("Beschaffheitsgarantie"). The specifications of Semikron Danfoss products describe only the usual characteristics of Semikron Danfoss products to be expected in typical applications, which may still vary depending on the specific application. Therefore, products must be tested

for the respective application in advance. Resulting from this, application adjustments of any kind may be necessary. Any user of Semikron Danfoss products is responsible for the safety of their applications embedding Semikron Danfoss products and must take adequate safety measures to prevent the applications from causing any physical injury, fire or other problem, also if any Semikron Danfoss product becomes faulty. Any user is responsible for making sure that the application design and realization are compliant with all laws, regulations, norms and standards applicable to the scope of application. Unless otherwise explicitly approved by Semikron Danfoss in a written document signed by authorized representatives of Semikron Danfoss, Semikron Danfoss products may not be used in any applications where a failure of the product or any consequences of the use thereof can reasonably be expected to result in personal injury. No representation or warranty is given and no liability is assumed with respect to the accuracy, completeness and/or use of any information herein, including without limitation, warranties of non-infringement of intellectual property rights of any third party. Semikron Danfoss does not convey any license under its or a third party's patent rights, copyrights, trade secrets or other intellectual property rights, neither does it make any representation or warranty of non-infringement of intellectual property rights of any third party which may arise from a user's applications.