


Number of contacts


# 20–100



Male connectors for IDC discrete wire, straight

Identification	No. of contacts	Part No.
Male connectors with insulation displacement termination for discrete wire AWG 28/30	20	60 03 020 52 ...
	26	60 03 026 52 ...
	50	60 03 050 52 ...
	68	60 03 068 52 ...
	100	60 03 100 52 ...
Insulation diameter (mm)		
	Ø = 0.50–0.65	00
	Ø = 0.50–0.75	05
	Ø = 0.65–0.80	10
	Ø = 0.75–0.90	15
	Ø = 0.80–0.88	20

A manual for the *har-mik*® connector and cable assembly is available in our online catalogue *HARKIS*® or on demand at your local HARTING representative.

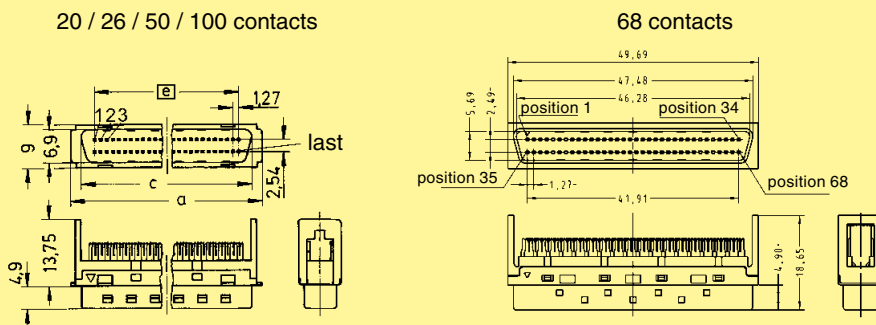


### Available sizes

	Part No.	Ø	20	26	50	68	100
Male	60 03 ... 5200	0.50–0.65	●	●	●		
	60 03 ... 5205	0.50–0.75				●	
	60 03 ... 5210	0.65–0.80	●		●		●
	60 03 ... 5215	0.75–0.90				●	
	60 03 ... 5220	0.80–0.88	●	●	●		

● = Available sizes

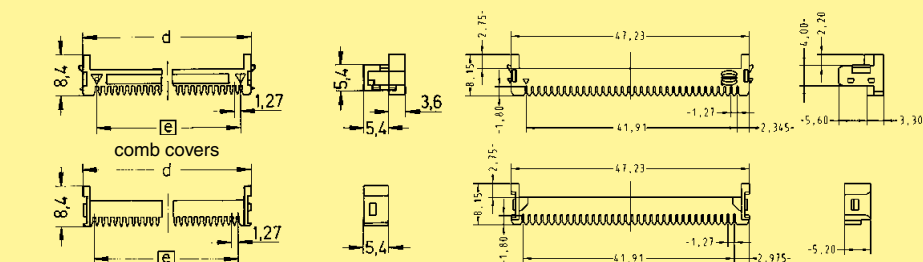
### Dimensions



	a	c	d	e
20	21.25	17.00	16.75	11.43
26	25.06	20.81	20.56	15.24
50	40.30	36.05	35.80	30.48
100	72.05	67.80	67.55	62.23

### Comb cover

(delivered with connectors)



Dimensions in mm