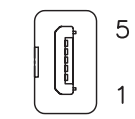
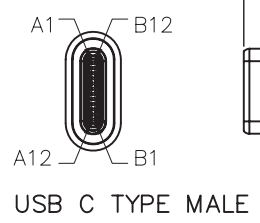
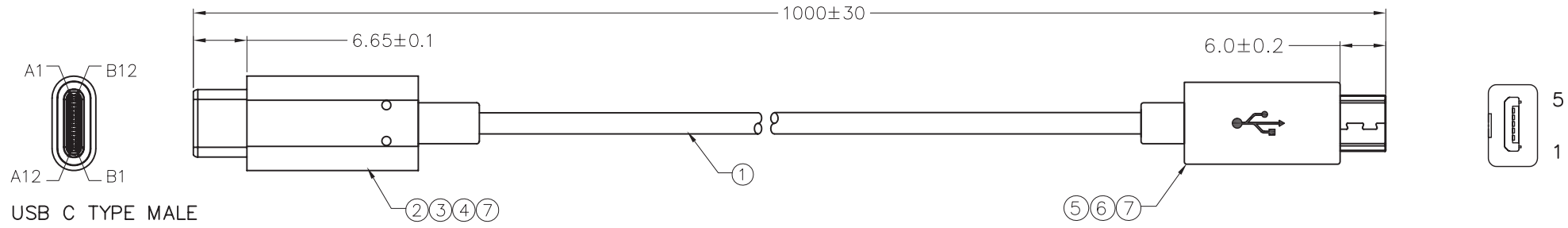


REV.	LTR	ECN/DESCRIPTION	DATE
1.0		NEW TYPE	2015/2/30



PIN ASSIGNMENT:

	USB C TYPE		USB MICRO B MALE	
VBUS	A4,B4,A9,B9	—————	1	Red (VBUS)
GND	A1,B1,A12,B12	—————	5	Black (Ground)
CC	A5	—— —— Rd		
Dp1	A6	——/—— ——\——	3	Green (USB D+)
Dn1	A7	——\—— ——/——	2	White (USB D-)
BRAID	SHELL	—————	SHELL	BRAID

- NOTE
1. OPEN/SHORT/INTERMITTENCE 100% TEST.
 2. HI-POT:100V AC/0.02SEC.
 3. INSULATION RESISTANCE:100V DC/0.02SEC, 5MΩ MIN.
 4. CONDUCTIVE RESISTANCE:5Ω MAX.
 5. Pin A5 (CC) of the USB Type-C plug be connected to GND through a resistor Rd.
Rd=5.1KΩ±10% .
 6. RoHS COMPLIANT.

NO.	NAME	MATERIAL DESCRIPTION	O'TY	UNIT
⑦	外模	70P PVC BLACK	A/R	KG
⑥	内模	LDPE	A/R	KG
⑤	CONN.2	MICRO USB 超薄主体 三件式 焊线 黑胶 端子镀金10U"	1	SET
④	馬口鐵	USB C TYPE PLUG 馬口鐵下殼.	1	PCS
③	馬口鐵	USB C TYPE PLUG馬口鐵上殼.	1	PCS
②	CONN. 1	USB C TYPE PLUG 端子镀金30U' 黑色膠芯.Stamping Shell.	1	SET
①	CABLE	UL2725 28AWG*1P+24AWG*2C+AEB BLACK PVC OD=3.5±0.2MM	A/R	M



CUSTOMER DRAWING		GENERAL TOLERANCES UNLESS SPECIFIED		APPROVED BY: 刘中军	TITLE: USB C TYPE PLUG to USB 2.0 micro BM	
SIZE A4	UNITS MM[INCH]	X±0.50 .X±0.35	X'±5.0° .X'±3.0°	CHECKED BY: 石皓天		
SCALE NONE	REV. 1.0	.XX±0.25 .XXX±0.15	.XX'±2.5° .XXX'±2.0°	DESIGN BY: 曹京	RS P/N 3008950509	SHEET 1/1

