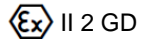


INSTALLATION INSTRUCTIONS
& CONDITIONS FOR SAFE USE



Ex eb IIC Gb

Modular TERMINAL Blocks: W- Series

DEMKO 15 ATEX 1346U

IECEX ULD 15.0003U

Notified Body No. of Ex - QA: 0344

Label print on package unit: 0344

UL21UKEX2116U

Approved Body No. of UK Ex - QA: xxxx
(see product marking)

Standards:

EN IEC 60079-0:2018 and EN IEC 60079-7:2015 A1:2018
IEC 60079-0: 7th Edition and IEC 60079-7: 5.1th Edition

Modular Terminal Blocks: WDK/WDK PE

Version:	WDK 2.5 V*	Order No 1022300000
in conjunction with:	WDK 2.5PE*	Order No 1036300000
Accessories:	Type	Order No
End Plate	WAP WDK2.5*	1059100000
Partition Plate	WTW EN*	1058800000
End bracket	WEW 35/2*	1061200000
Terminal rail	TS 35/... acc.to DIN EN 60715	
Cross-connection	Screwable*	Order No
	WQV 2.5/2	1053660000
	WQV 2.5/3	1053760000
	WQV 2.5/4	1053860000
	WQV 2.5/5	1053960000
	WQV 2.5/6	1054060000
	WQV 2.5/7	1054160000
	WQV 2.5/8	1054260000
	WQV 2.5/9	1054360000
	WQV 2.5/10	1054460000

Insulation material:

- Type	Wemid
- Tracking resistance (A) to IEC 60112	CTI ≥ 600
- Flammability class to UL 94	V0
- Operating temperature range	-60°C...+110°C (insulating material limit)
- Ambient temperature range	-60°C...+40°C (for T6 applications)
- Ambient temperature range	-60°C...+55°C (for T5 applications)
- Ambient temperature range	-60°C...+70°C (for T4 applications)

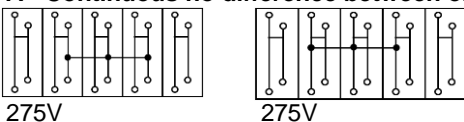
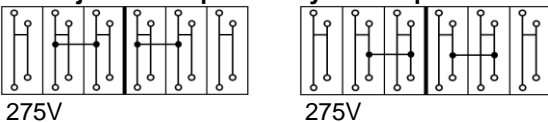
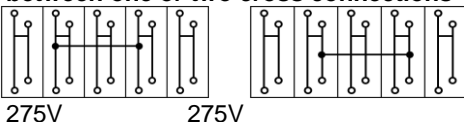
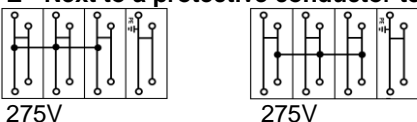
* in all colours and optional with hexagon and six lobe drive

Technical data according to IEC/EN 60079-7 (increased safety "eb"):

	WDK 2.5 V	WDK 2.5PE
- Rated voltage	275 V	
- Rated current	24 A / ΔT 40 K	
- Temperature rise with rated current	39 K / 24 A	
- Rated current with WQV	24 A / ΔT 40 K	
- Contact resistance top level with rated conductor, 2,5 mm ²	0,3 m Ω	1,1 m Ω
- Contact resistance top to lower with rated conductor, 2,5 mm ²	0,5 m Ω	
- Contact resistance lower level with rated conductor, 2,5 mm ²	0,5 m Ω	
- Rated conductor cross section	2.5mm ²	2.5mm ²
- Conductor cross section solid	0,13 - 4.0 mm ²	0,13 - 4.0 mm ²
- Conductor cross section stranded	0,13 - 4.0 mm ²	0,13 - 4.0 mm ²
- Conductor cross section flexible	0,13 - 4.0 mm ²	0,13 - 4.0 mm ²
- cross section, American Wire Gauge	26 - 12 AWG	26 - 12 AWG
- 2 conductors with same cross-section	0,13 - 1,5 mm ²	0,13 - 1,5 mm ²
- Tightening torque range, terminal screw	0,4 - 0,6 Nm	0,4 - 0,6 Nm
- Tightening torque range for WQV...	0,4 - 0,8 Nm	0,4 - 0,8 Nm
- Stripping length	10 mm	10 mm

IECEX / ATEX / UKCA Terminal and Cross-Connector Arrangements:

Max voltage data with WQV 2.5/... according to IEC/EN 60079-7 in conjunction with protective earth terminal blocks of the WDK PE-Series, (increased safety "eb"):

Application Case**A - Continuous no difference between one or two cross connections****C - Adjacent – separated by an end plate no difference between one or two cross-connections****D - Intermediate - bridging one or more unconnected terminals (e.g. every 3rd terminal) no difference between one or two cross connections****E - Next to a protective conductor terminal (earth)**

Information for further cross-connector arrangements will be provided on request.

Note:

If smaller cross sections than the rated cross section are used, the belonging lower current has to be laid down in the IECEX/EC-Type Examination Certificate of the complete apparatus.

Mounting instructions:

The WDK/WDK PE series is suitable for application in enclosures in atmospheres with flammable gases or combustible dust. For use in flammable gases these enclosures must satisfy the requirements according to IEC/EN60079-0 and IEC/EN60079-7. For use in combustible dust these enclosures must satisfy the requirements according to IEC/EN60079-0 and IEC/EN60079-31.

Regarding the use of accessories the instructions of the manufacturer must be followed.

Schedule of Limitations:

The WDK/WDK PE terminals are suitable for use in enclosures in atmospheres with flammable gases or combustible dust. For flammable gases these enclosures must satisfy the requirements according to IEC/EN60079-0 and IEC/EN60079-7. For combustible dust the enclosure must satisfy the requirements according to IEC/EN60079-0 and IEC/EN60079-31.

The enclosure shall be constructed to block all sun and UV light from affecting the terminal blocks. The terminal blocks shall be placed inside a suitable IECEX/ATEX/UKCA certified IP54 enclosure for gas atmosphere. For dust atmosphere the terminal blocks shall be mounted inside a suitable IECEX/ATEX/UKCA certified 't' enclosure (IEC/EN60079-31).

Under normal operating conditions the temperature rise of the terminal blocks is maximum 40 K, measured at the maximum permitted rated current. Due to the above mentioned, the terminal blocks may be used in apparatus of temperature classes T6..T1 as long as the terminal block ambient temperature range is not exceeded. No part of terminal block must exceed 110 °C under any condition.

T6 (- 60°C ... +40 °C)

T5 (- 60°C ... +55 °C)

T4 (- 60°C ... +70 °C)

When using the type WDK/WDK PE especially with other terminal blocks series or sizes or accessories the requirements for clearance and creepage distances according to IEC/EN60079-7 must be observed. Regarding the use of covers, cross-connectors and end brackets the instructions of the manufacturer must be followed.

For cross connection accessories, current rating, resistance across the terminal and torque values please refer to the table under "technical data" above.

The terminal can be used with either one or two wires into either side of the terminal. When two wires are used they must be of the same type, and of equal sizes. No other wire sizes or types than the ones specified in instructions must be used. The terminal blocks must either be mounted next to another block of the same type and size or with an end plate.

If smaller conductor cross sections than the rated conductor cross sections are used, then the corresponding lower current shall be stated in the Certificate of the complete apparatus.

Unused terminals shall be tightened.

Essential Health and Safety Requirements:

Concerning ESRs this Schedule verifies compliance with the Annex II of ATEX / Schedule 1 of UKCA directive and Equipment and Protective Systems Intended for Use in Potentially Explosive Atmospheres Regulations 2016 only. By placing the product on the market, the manufacturer declares compliance with other relevant Directives, and all other safety related requirements including those of Annex II / Schedule 1 of these Directives