

# Connector set - HC-STA-A04PT-BWS-HS-M20-ELCAL - 1424452

Please be informed that the data shown in this PDF Document is generated from our Online Catalog. Please find the complete data in the user's documentation. Our General Terms of Use for Downloads are valid (<http://phoenixcontact.com/download>)



Connector set, degree of protection: IP67, number of positions: 4, material: Die-cast aluminum, salt water resistant, connection method: Push-in connection, connection cross section: AWG 26- 16



## Key Commercial Data

Packing unit	1 pc
GTIN	 4 055626 372815
GTIN	4055626372815
Weight per Piece (excluding packing)	22.220 g
Custom tariff number	85366990
Country of origin	China
Note	Made to Order (non-returnable)

## Technical data

### General

Type	D7
Connection method	Push-in connection
Degree of protection for housing	IP66
	IP67
	4 (UL 50e)
	4X (UL 50e)
	12 (UL 50e)
Connection method	Push-in connection
Rated voltage (III/3)	230 V (Conductor-PE)
Rated surge voltage	4 kV
Rated current	10 A
Conductor cross section	0.14 mm <sup>2</sup> ... 1.5 mm <sup>2</sup> (with ferrule)
Connection cross section AWG	26 ... 16 (with ferrule)

## Connector set - HC-STA-A04PT-BWS-HS-M20-ELCAL - 1424452

### Technical data

#### General

External cable diameter	6 mm ... 12 mm
Ambient temperature (operation)	-40 °C ... 100 °C
Length of the assembly cutout	21 mm
Width of the assembly cutout	21 mm
Housing material	Die-cast aluminum, salt water resistant
Contact carrier material	PC
Locking latch material	PA
Integrated protective cover	no

#### Standards and Regulations

Flammability rating according to UL 94	V0
--	----

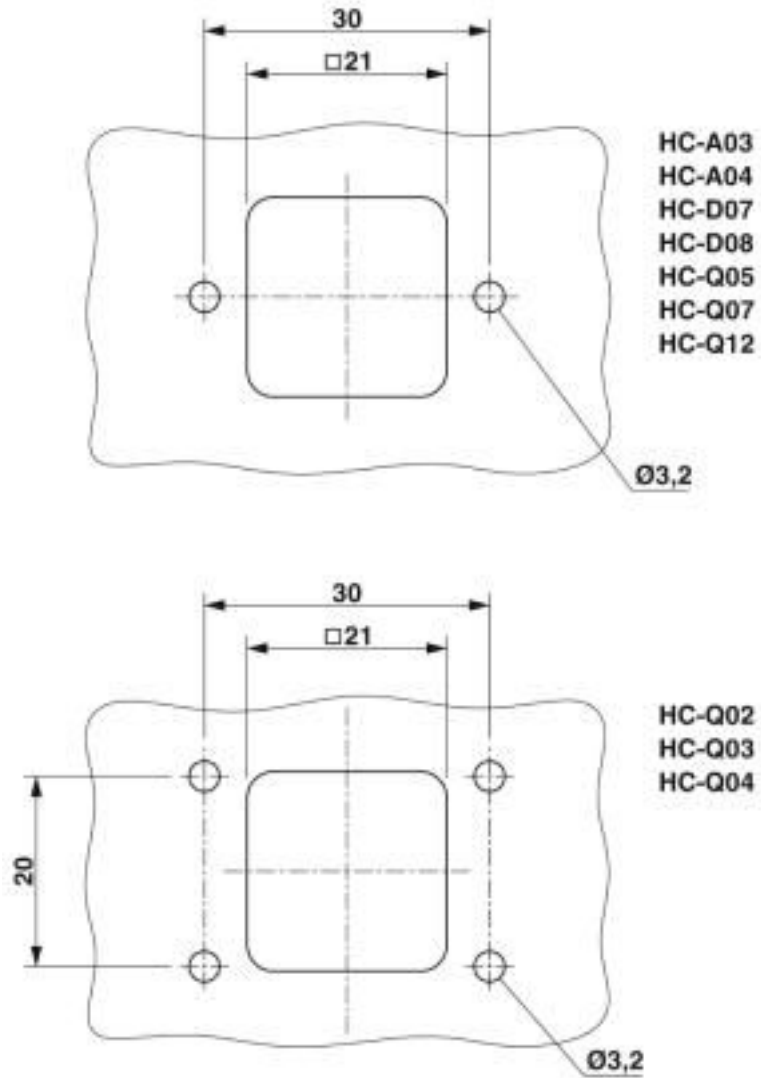
#### Environmental Product Compliance

REACH SVHC	Lead 7439-92-1
------------	----------------

### Drawings

# Connector set - HC-STA-A04PT-BWS-HS-M20-ELCAL - 1424452

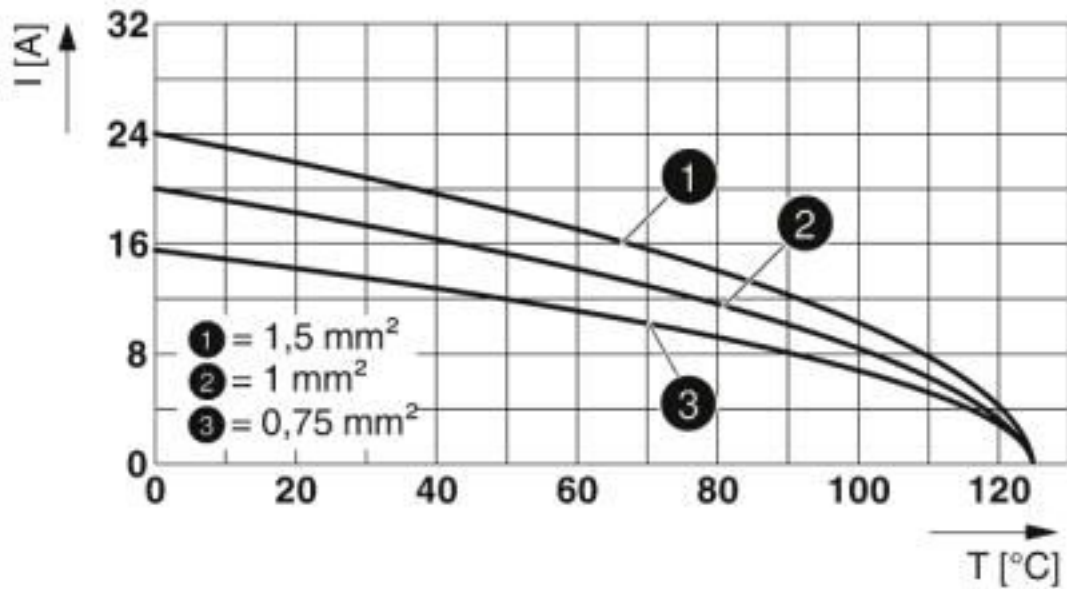
Dimensional drawing



Mounting cutout

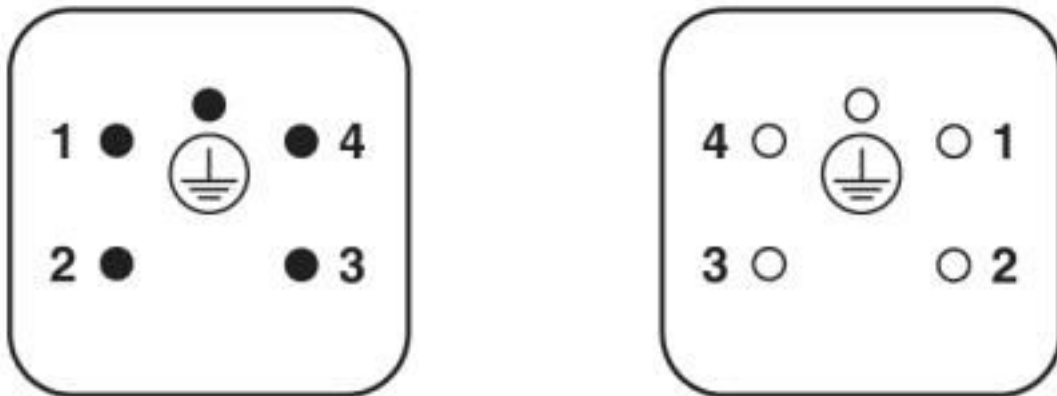
# Connector set - HC-STA-A04PT-BWS-HS-M20-ELCAL - 1424452

Diagram



Derating diagram

Schematic diagram



Pin assignment, connection side, pin left, socket right

## Articles in set

Contact insert - HC-A04-I-PT-M - 1585278



Contact insert, number of positions: 4+PE, size: D7, number of connections per position: 1, Pin, Push-in connection, 230 V/400 V, 16 A, 0.14 mm<sup>2</sup> ... 1.5 mm<sup>2</sup>

# Connector set - HC-STA-A04PT-BWS-HS-M20-ELCAL - 1424452

## Articles in set

Contact insert - HC-A04-I-PT-F - 1585281



Contact insert, number of positions: 4+PE, size: D7, number of connections per position: 1, Socket, Push-in connection, 230 V, 16 A, 0.14 mm<sup>2</sup> ... 1.5 mm<sup>2</sup>

Housing - HC-STA-D07-BWS-EL-AL - 1419249



Panel mounting base D7, with single locking latch, material: Die-cast aluminum, salt water resistant, height: 25.5 mm, cable gland: none, support sleeve: no, Standard

Housing - HC-STA-D07-HHFS-1STM20-EL-AL - 1419235



Sleeve housing D7, for single locking latch, material: Die-cast aluminum, salt water resistant, cable outlets: 1, lateral, height: 52.8 mm, cable gland: none, support sleeve: yes, 1x M20, Standard

Cable gland - G-INS-M20-S68N-NNES-S - 1411163



Cable gland, cable gland material: Nickel-plated brass, external cable diameter 6 mm ... 12 mm, shielding: no, connecting thread: M20 x 1.5, color: silver, with O-ring

## Classifications

eCl@ss

eCl@ss 10.0.1	27440101
eCl@ss 9.0	27440101

ETIM

ETIM 6.0	EC002636
ETIM 7.0	EC002636

## Approvals

Approvals

# Connector set - HC-STA-A04PT-BWS-HS-M20-ELCAL - 1424452

## Approvals

Approvals

DNV GL / EAC

---

Ex Approvals

---

## Approval details

DNV GL		<a href="https://approvalfinder.dnvgl.com/">https://approvalfinder.dnvgl.com/</a>	TAE000037S
--------	---	---	------------

EAC			RU C- DE.BL08.B.00511
-----	---	--	--------------------------

---