

PTSM 0,5/ 2-2,5-H SMD WH R24 - PCB terminal block



1814634

<https://www.phoenixcontact.com/in/products/1814634>

Please be informed that the data shown in this PDF document is generated from our online catalog. Please find the complete data in the user documentation. Our general terms of use for downloads are valid.



Printed circuit board terminal, nominal current: 6 A, rated voltage (III/2): 160 V, nominal cross section: 0.5 mm², number of potentials: 2, number of rows: 1, number of positions per row: 2, product range: PTSM 0,5/..-H-SMD WH, pitch: 2.5 mm, connection method: Push-in spring connection, mounting: SMD soldering, conductor/PCB connection direction: 0 °, color: signal white, Pin layout: Linear pad geometry, number of solder pins per potential: 1, type of packaging: 24 mm wide tape

Your advantages

- White design: Stable color when welding and during use
- Time saving push-in connection, tools not required
- Defined contact force ensures that contact remains stable over the long term
- High current carrying capacity of 6 A in very compact dimensions
- Designed for integration into the SMT soldering process
- Additional solder anchors reduce the mechanical strain on the soldering spots

Commercial data

Item number	1814634
Packing unit	770 pc
Minimum order quantity	770 pc
Sales key	AAK
Product key	AAKDAB
Catalog page	Page 393 (C-1-2013)
GTIN	4046356760386
Weight per piece (including packing)	1.128 g
Weight per piece (excluding packing)	1.082 g
Customs tariff number	85369010
Country of origin	IN

1814634

<https://www.phoenixcontact.com/in/products/1814634>

Technical data

Product properties

Product type	Printed circuit board terminal
Product family	PTSM 0,5/...-H-SMD WH
Product line	COMBICON Terminals XS
Number of positions	2
Pitch	2.5 mm
Number of connections	2
Number of rows	1
Number of potentials	2
Pin layout	Linear pad geometry
Solder pins per potential	1

Electrical properties

Nominal current I_N	6 A
Nominal voltage U_N	160 V
Rated voltage (III/3)	63 V
Rated surge voltage (III/3)	2.5 kV
Rated voltage (III/2)	160 V
Rated surge voltage (III/2)	2.5 kV
Rated voltage (II/2)	320 V
Rated surge voltage (II/2)	2.5 kV

Connection data

Connection technology

Nominal cross section	0.5 mm ²
-----------------------	---------------------

Conductor connection

Connection method	Push-in spring connection
Conductor cross section rigid	0.14 mm ² ... 0.5 mm ²
Conductor cross section flexible	0.2 mm ² ... 0.5 mm ² (up to 0.75 mm ² supported, with a stripping length of 7.5 mm and a rated insulation voltage of 32 V at III/2)
Conductor cross section AWG	26 ... 20
Conductor cross section flexible, with ferrule without plastic sleeve	0.25 mm ² ... 0.5 mm ²
Conductor cross section, flexible, with ferrule, with plastic sleeve	0.25 mm ² ... 0.34 mm ² (possible from 0.14 mm ² , when using ferrule AI 0.14- 6 GY in combination with crimping pliers CRIMPFOX 10T-F)
Cylindrical gauge a x b / diameter	- / 1.2 mm
Stripping length	6 mm

Mounting

Mounting type	SMD soldering
Pin layout	Linear pad geometry

PTSM 0,5/ 2-2,5-H SMD WH R24 - PCB terminal block



1814634

<https://www.phoenixcontact.com/in/products/1814634>

Processing notes

Process	Reflow soldering
Moisture Sensitive Level	MSL 1
Classification temperature T _c	260 °C
Solder cycles in the reflow	3

Material specifications

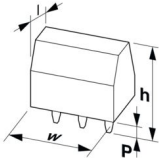
Material data - contact

Note	WEEE/RoHS-compliant, free of whiskers according to IEC 60068-2-82/JEDEC JESD 201
Contact material	Cu alloy
Surface characteristics	hot-dip tin-plated
Metal surface terminal point (top layer)	Tin (4 - 8 µm Sn)
Metal surface soldering area (top layer)	Tin (4 - 8 µm Sn)

Material data - housing

Color (Housing)	signal white (9003)
Insulating material	PA GF
Insulating material group	I
CTI according to IEC 60112	600
Flammability rating according to UL 94	V0

Dimensions

Dimensional drawing	
Pitch	2.5 mm
Width [w]	9.4 mm
Height [h]	5.12 mm
Length [l]	11 mm
Installed height	5 mm

PCB design

Pad geometry	1.4 x 3.4 mm
--------------	--------------

Mechanical tests

Connection test

Specification	IEC 60998-2-2:2002-12
Result	Test passed

Test for conductor damage and slackening

Specification	IEC 60998-2-2:2002-12
---------------	-----------------------

PTSM 0,5/ 2-2,5-H SMD WH R24 - PCB terminal block



1814634

<https://www.phoenixcontact.com/in/products/1814634>

Result	Test passed
--------	-------------

Pull-out test

Specification	IEC 60998-2-2:2002-12
Conductor cross section/conductor type/tractive force setpoint/actual value	0.14 mm ² / solid / > 10 N
	0.2 mm ² / flexible / > 10 N
	0.5 mm ² / solid / > 20 N
	0.75 mm ² / flexible / > 30 N

Flexion test

Specification	IEC 60998-2-2:2002-12
Result	Test passed

Electrical tests

Temperature-rise test

Specification	IEC 60998-2-1:2002-12
Requirement temperature-rise test	Increase in temperature ≤ 45 K

Insulation resistance

Specification	IEC 60998-1:2002-12
Insulation resistance, neighboring positions	> 5 MΩ

Air clearances and creepage distances |

Specification	IEC 60664-1:2007-04
Insulating material group	I
Comparative tracking index (IEC 60112)	CTI 600
Rated insulation voltage (III/3)	63 V
Rated surge voltage (III/3)	2.5 kV
minimum clearance value - non-homogenous field (III/3)	1.5 mm
minimum creepage distance (III/3)	1.6 mm
Rated insulation voltage (III/2)	160 V
Rated surge voltage (III/2)	2.5 kV
minimum clearance value - non-homogenous field (III/2)	1.5 mm
minimum creepage distance (III/2)	1.5 mm
Rated insulation voltage (II/2)	320 V
Rated surge voltage (II/2)	2.5 kV
minimum clearance value - non-homogenous field (II/2)	1.5 mm
minimum creepage distance (II/2)	1.6 mm

Environmental and real-life conditions

Vibration test

Specification	IEC 60068-2-6:2007-12
Frequency	10 - 150 - 10 Hz
Sweep speed	1 octave/min
Amplitude	0.35 mm (10 Hz ... 60.1 Hz)

PTSM 0,5/ 2-2,5-H SMD WH R24 - PCB terminal block



1814634

<https://www.phoenixcontact.com/in/products/1814634>

Acceleration	5g (60.1 Hz ... 150 Hz)
Test duration per axis	2.5 h
Test directions	X-, Y- and Z-axis

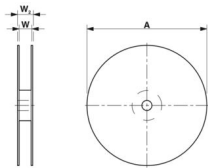
Glow-wire test

Specification	IEC 60998-1:2002-12
Temperature	850 °C
Time of exposure	5 s

Ambient conditions

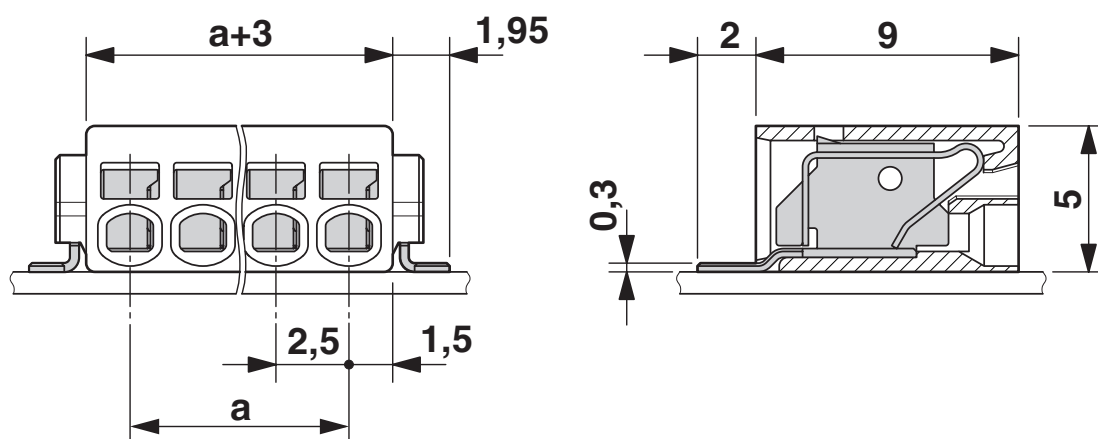
Ambient temperature (operation)	-40 °C ... 100 °C (Depending on the current carrying capacity/derating curve)
Ambient temperature (storage/transport)	-40 °C ... 70 °C
Relative humidity (storage/transport)	30 % ... 70 %
Ambient temperature (assembly)	-5 °C ... 100 °C

Packaging specifications

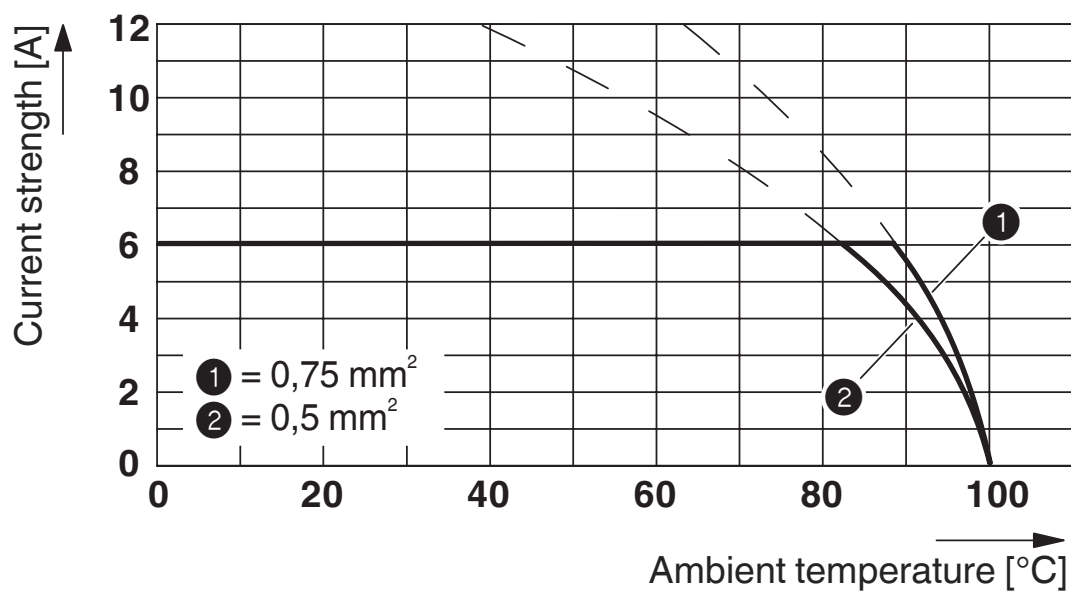
Dimensional drawing	
Type of packaging	24 mm wide tape
[W] tape width	24 mm
[W2] coil overall dimension	30.4 mm
[A] coil diameter	330 mm
Outer packaging type	Transparent-Bag
ESD level	(D) electrostatically conductive
Specification	DIN EN 61340-5-1 (VDE 0300-5-1): 2008-07

Drawings

Dimensional drawing



Diagram



Type: PTSM 0,5/...-2,5-H SMD WH (L) R..

Tested in accordance with DIN EN 60512-5-2:2003-01

Reduction factor = 1

Number of positions: 5

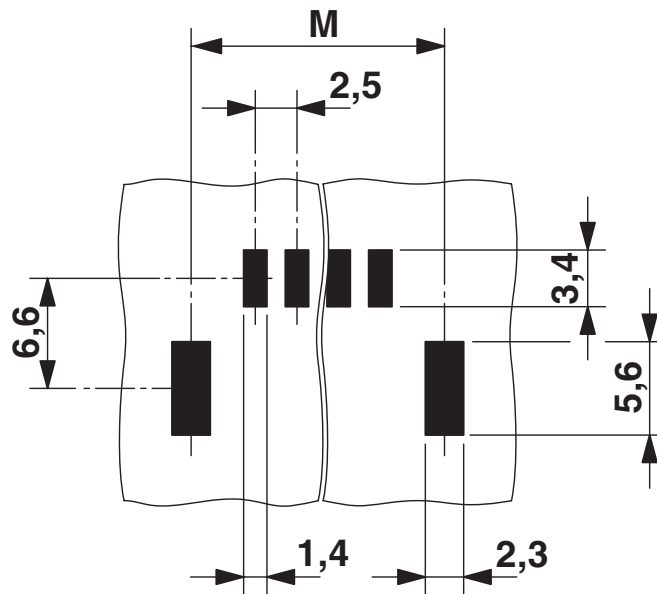
PTSM 0,5/ 2-2,5-H SMD WH R24 - PCB terminal block



1814634

<https://www.phoenixcontact.com/in/products/1814634>

Drilling plan/solder pad geometry



Dimension M: 7.7 mm

PTSM 0,5/ 2-2,5-H SMD WH R24 - PCB terminal block



1814634

<https://www.phoenixcontact.com/in/products/1814634>

Approvals

To download certificates, visit the product detail page: <https://www.phoenixcontact.com/in/products/1814634>

UL Recognized				
Approval ID: E118976-20130619				
	Nominal voltage U_N	Nominal current I_N	Cross section AWG	Cross section mm^2
Use group B				
	150 V	5 A	26 - 18	-

cULus Recognized				
Approval ID: E60425-20030527				
	Nominal voltage U_N	Nominal current I_N	Cross section AWG	Cross section mm^2
Use group B				
	150 V	5 A	26 - 20	-

VDE approval of drawings				
Approval ID: 40048725				
	Nominal voltage U_N	Nominal current I_N	Cross section AWG	Cross section mm^2
	160 V	6 A	-	0.14 - 0.5

PTSM 0,5/ 2-2,5-H SMD WH R24 - PCB terminal block



1814634

<https://www.phoenixcontact.com/in/products/1814634>

Classifications

ECLASS

ECLASS-11.0	27460101
ECLASS-12.0	27460101
ECLASS-13.0	27460101

ETIM

ETIM 9.0	EC002643
----------	----------

UNSPSC

UNSPSC 21.0	39121400
-------------	----------

Environmental product compliance

EU RoHS

Fulfills EU RoHS substance requirements	Yes, No exemptions
---	--------------------

China RoHS

Environment friendly use period (EFUP)	EFUP-E
	No hazardous substances above the limits

EU REACH SVHC

REACH candidate substance (CAS No.)	No substance above 0.1 wt%
-------------------------------------	----------------------------

PTSM 0,5/ 2-2,5-H SMD WH R24 - PCB terminal block



1814634

<https://www.phoenixcontact.com/in/products/1814634>

Accessories

SZS 0,4X2,0 - Screwdriver

1205202

<https://www.phoenixcontact.com/in/products/1205202>



Micro screwdriver, bladed, size: 0.4 x 2.0 x 60 mm, 2-component grip, with non-slip grip and twist cap

AI 0,25- 6 BU - Ferrule

3203040

<https://www.phoenixcontact.com/in/products/3203040>



Ferrule, Length contact range: 6 mm, sleeve length: 10.5 mm, color: blue

PTSM 0,5/ 2-2,5-H SMD WH R24 - PCB terminal block



1814634

<https://www.phoenixcontact.com/in/products/1814634>

AI 0,25- 6 YE - Ferrule

3203024

<https://www.phoenixcontact.com/in/products/3203024>



Ferrule, Length contact range: 6 mm, sleeve length: 10.5 mm, color: yellow

AI 0,34- 6 TQ - Ferrule

3203053

<https://www.phoenixcontact.com/in/products/3203053>



Ferrule, Length contact range: 6 mm, sleeve length: 10.5 mm, color: turquoise

Phoenix Contact 2025 © - all rights reserved

<https://www.phoenixcontact.com>

PHOENIX CONTACT (I) Pvt. Ltd.

A-58/2, Okhla Industrial Area, Phase - II, New Delhi-110 020

+91.1275.71420

info@phoenixcontact.co.in