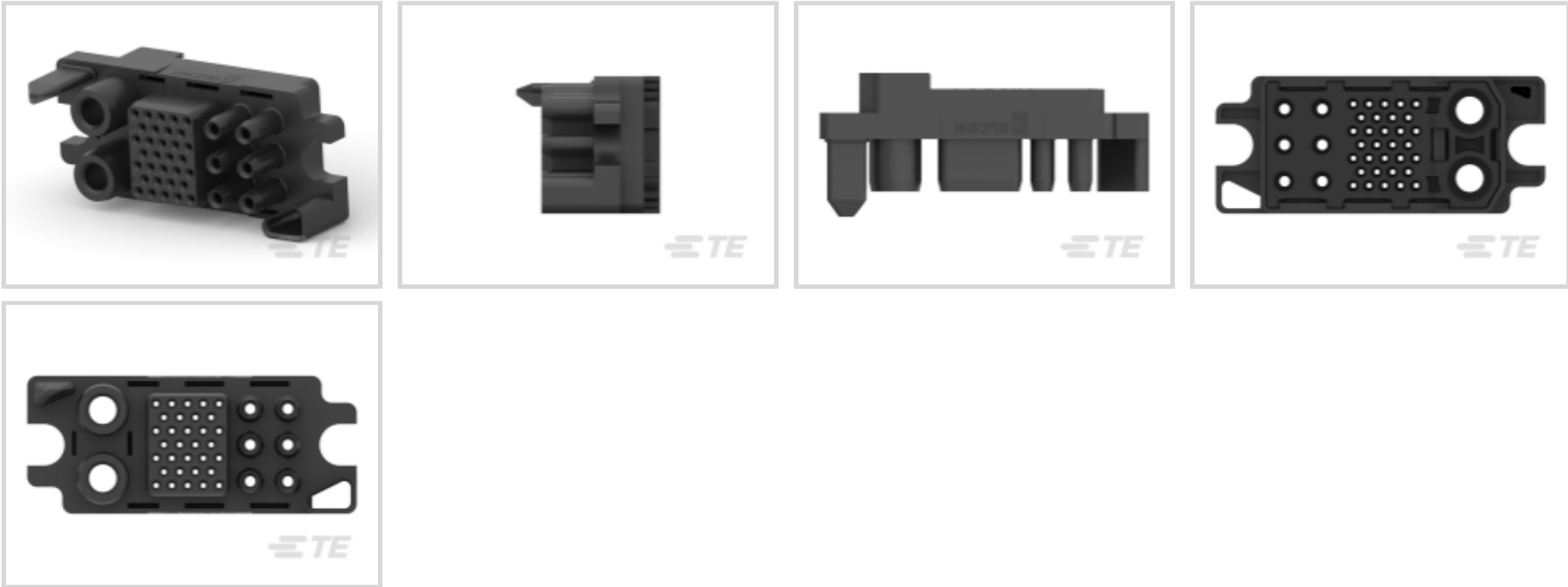




Connectors > Rectangular Connectors > Standard Rectangular Connectors



Connector Product Type: **Housing**
Connector & Housing Type: **Receptacle**
Termination Method to Wire & Cable: **Crimp**
Connector System: **Wire-to-Board**
Contact Retention Within Housing: **Without**

Features

Product Type Features

Connector Product Type	Housing
Connector & Housing Type	Receptacle
Connector System	Wire-to-Board
Sealable	No
Connector & Contact Terminates To	Wire & Cable

Configuration Features

Number of Positions	40
---------------------	----

Electrical Characteristics

Operating Voltage	750 VAC
-------------------	---------

Body Features

Cable Exit Angle	180°
Primary Product Color	Black

Contact Features

--	--



Contact Type	Socket
Contact Retention Within Housing	Without
Contact Current Rating (Max)	5 A, 35 A, 125 A

Termination Features

Termination Method to Wire & Cable	Crimp
------------------------------------	-------

Mechanical Attachment

Connector Mounting Type	Panel Mount
-------------------------	-------------

Usage Conditions

Operating Temperature Range	-40 – 105 °C[-40 – 221 °F]
-----------------------------	----------------------------

Operation/Application

Circuit Application	Power & Signal
---------------------	----------------

Industry Standards

Glow Wire Rating	Standard Part - Not Glow Wire
UL Flammability Rating	UL 94V-0

Packaging Features

Packaging Method	Bulk
------------------	------

Product Compliance

For compliance documentation, visit the product page on [TE.com](#)>

EU RoHS Directive 2011/65/EU	Compliant
EU ELV Directive 2000/53/EC	Compliant
China RoHS 2 Directive MIIT Order No 32, 2016	No Restricted Materials Above Threshold
EU REACH Regulation (EC) No. 1907/2006	Current ECHA Candidate List: JAN 2025 (247) Candidate List Declared Against: JAN 2022 (223) Does not contain REACH SVHC
Halogen Content	Low Halogen - Br, Cl, F, I < 900 ppm per homogenous material. Also BFR/CFR/PVC Free
Solder Process Capability	Wave solder capable to 265°C

Product Compliance Disclaimer

This information is provided based on reasonable inquiry of our suppliers and represents our current actual knowledge based on the information they provided. This information is subject to change. The part numbers that TE has identified as EU RoHS compliant have a maximum concentration of 0.1% by weight in homogenous materials for lead, hexavalent




chromium, mercury, PBB, PBDE, DBP, BBP, DEHP, DIBP, and 0.01% for cadmium, or qualify for an exemption to these limits as defined in the Annexes of Directive 2011/65/EU (RoHS2). Finished electrical and electronic equipment products will be CE marked as required by Directive 2011/65/EU. Components may not be CE marked. Additionally, the part numbers that TE has identified as EU ELV compliant have a maximum concentration of 0.1% by weight in homogenous materials for lead, hexavalent chromium, and mercury, and 0.01% for cadmium, or qualify for an exemption to these limits as defined in the Annexes of Directive 2000/53/EC (ELV). Regarding the REACH Regulation, the information TE provides on SVHC in articles for this part number is based on the latest European Chemicals Agency (ECHA) 'Guidance on requirements for substances in articles' posted at this URL: <https://echa.europa.eu/guidance-documents/guidance-on-reach>

Compatible Parts




TE Part # 1648151-1
[241-27-01100](#)


Customers Also Bought




TE Part #6648318-1
[CONTACT,SKT,#12](#)




TE Part #2-1879354-0
[RR03 5% 2R0 AMMO](#)




TE Part #6648434-1
[CONTACT,SKT,SIZE 1/4 \(712-81-01107\)](#)




TE Part #1648325-1
[702-92-01109=CONTACT,SKT,#20](#)



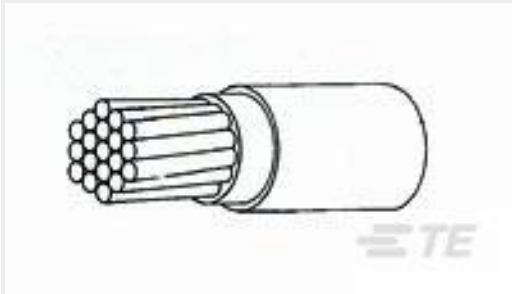
TE Part #1650156-2
[701-15-02109=CONTACT,PIN,#12](#)




TE Part #1650402-1
[902-83-02113=SCREW,SHLDR,8-32](#)




TE Part #2423898-1
[Conn G SNG 5015 Shell 18](#)



TE Part #282301-002
[44A0211-8-9](#)



TE Part #5-1393144-1
[K10P-11DT5-24=K10/K20](#)



TE Part #6-1393246-5
[W23-X1A1G-10=W23/W31](#)

Documents



Product Drawings

242-27-01100

English

CAD Files

Customer View Model

ENG_CVM_CVM_1648156-1_E.2d_dxf.zip

English

3D PDF

3D

Customer View Model

ENG_CVM_CVM_1648156-1_E.3d_igs.zip

English

Customer View Model

ENG_CVM_CVM_1648156-1_E.3d_stp.zip

English

By downloading the CAD file I accept and agree to the [Terms and Conditions](#) of use.

Datasheets & Catalog Pages

POWER_CONNECTORS_CATALOG_SEC02_CABLE_MOUNTED

English

AMP & ELCON Power Connector Layout Forms Datasheet 6-1773444-7

English

Product Specifications

Application Specification

English