

# PRODUCT DATASHEET

## SF CIRCULAR 400 24 W 3000 K IP44 WT

**SURFACE CIRCULAR 400 | Wall and ceiling luminaire with IP44**



---

### AREAS OF APPLICATION

- Corridors
- Stairways
- Bathrooms
- Foyers

---

### PRODUCT BENEFITS

- High luminous efficacy
- Energy savings of up to 55 % compared to luminaires that use CFL
- Easy and quick installation
- Very homogenous light
- Clear cover protects the reflector against dust and contact
- 3 years guarantee

---

### PRODUCT FEATURES

- Beam angle: 120°
- Type of protection: IP44
- Impact resistance: IK03
- Metal housing, PMMA cover
- Ambient temperature in operation: -20...+40 °C



**TECHNICAL DATA**

Electrical data

Nominal wattage	24.00 W
Operating mode	Electronic control gear (ECG)
Nominal voltage	220...240 V
Power factor $\lambda$	>0.5
Mains frequency	50/60 Hz

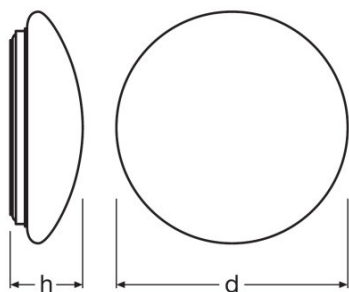
Photometrical data

Color temperature	3000 K
Luminous flux	1920 lm
Luminous efficacy	80 lm/W
Standard deviation of color matching	$\leq 5$ sdc <sub>m</sub>
Light color (designation)	Warm White
Color rendering index Ra	>80

Light technical data

Beam angle	120 °
------------	-------

Dimensions & weight



Diameter	400.0 mm
Height	120.0 mm
Product weight	708.00 g

Colors & materials

Body material	Steel
Housing color	White
Product color	White
Cover material	Polymethylmethacrylate (PMMA)

## Temperatures &amp; operating conditions

<b>Ambient temperature range</b>	-20...40 °C
----------------------------------	-------------

## Lifespan

<b>Lifespan L70 at 25 °C</b>	30000 h
<b>Lifespan L80 at 25 °C</b>	30000 h
<b>Lifespan L90 at 25 °C</b>	15000 h

## Additional product data

<b>Mounting type</b>	Surface
<b>Mounting location</b>	Ceiling / Wall

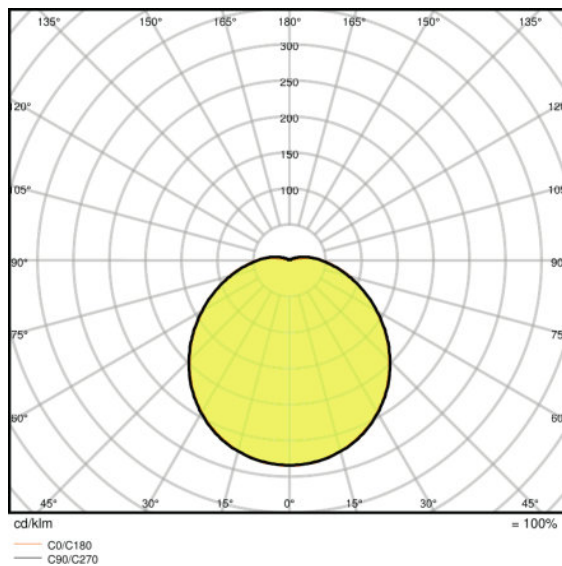
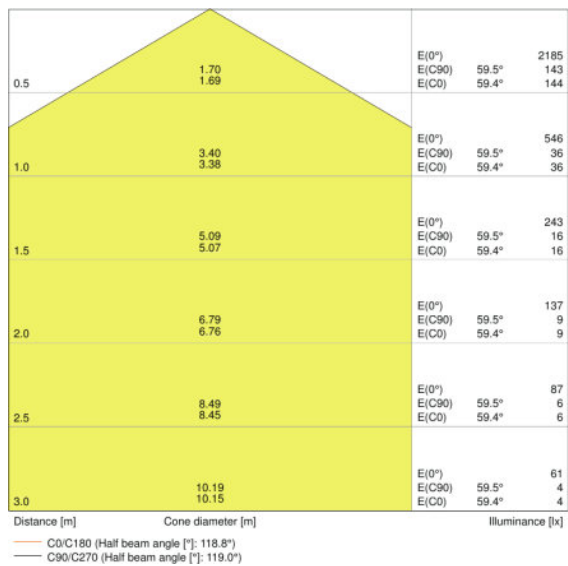
## Capabilities

<b>Dimmable</b>	No
<b>Type of connection</b>	Terminal, 3-pin
<b>LED module replaceable</b>	Not replaceable

## Certificates &amp; standards

<b>Protection class IK (shock resistance)</b>	IK03
<b>Photobiological safety group</b>	RG 0
<b>Protection class</b>	I
<b>Type of protection</b>	IP44
<b>Standards</b>	CE/CB/TÜV SÜD/EAC/RoHS

Light Distribution



LDC typ cone

LDC typ polar

EQUIPMENT / ACCESSORIES

- Replacement cover optional available

LOGISTICAL DATA

Product code	Product description	Packaging unit (Pieces/Unit)	Dimensions (length x width x height)	Volume	Gross weight
4058075080058	SF CIRCULAR 400 24 W 3000 K IP44 WT	Shipping carton box 5	660 mm x 460 mm x 460 mm	139.66 dm <sup>3</sup>	6060.00 g

The mentioned product code describes the smallest quantity unit which can be ordered. One shipping unit can contain one or more single products. When placing an order, for the quantity please enter single or multiples of a shipping unit.

REFERENCES / LINKS

For Guarantee see  
 ▶ [www.ledvance.com/guarantee](http://www.ledvance.com/guarantee)

DISCLAIMER

Subject to change without notice. Errors and omission excepted. Always make sure to use the most recent release.