

LED module With integrated LED 24 V AC/DC, blue, screw terminal, for floor mounting, ATEX Zone 1-2: Intrinsic safety



Figure similar

Product brand name	SIRIUS ACT
Product designation	LED module
Product type designation	3SU1

General technical data	
Product component	
• diode	Yes
• lamp transformer	No
• Light source	Yes
• series resistor	No
Insulation voltage	
• rated value	320 V
Degree of pollution	3
Type of voltage	
• of the operating voltage	AC/DC
• for actuation	AC/DC
Surge voltage resistance rated value	4 kV
Consumed current	

<ul style="list-style-type: none"> • maximum 	20 mA
Protection class IP	
<ul style="list-style-type: none"> • of the enclosure 	IP30
<ul style="list-style-type: none"> • of the terminal 	IP20
Shock resistance	
<ul style="list-style-type: none"> • acc. to IEC 60068-2-27 	Sinusoidal half-wave 50 g / 11 ms
<ul style="list-style-type: none"> • for railway applications acc. to DIN EN 61373 	Category 1, Class B
Operating period typical	100 000 h
Reference code acc. to DIN EN 81346-2	P
Reference code acc. to DIN EN 61346-2	P

Control circuit/ Control

Inrush current maximum	2 A
-------------------------------	-----

Connections/Terminals

Type of electrical connection	screw-type terminals
Type of connectable conductor cross-sections	
<ul style="list-style-type: none"> • solid with core end processing 	2x (0.5 ... 0.75 mm ²)
<ul style="list-style-type: none"> • solid without core end processing 	2x (1.0 ... 1.5 mm ²)
<ul style="list-style-type: none"> • finely stranded with core end processing 	2x (0.5 ... 1.5 mm ²)
<ul style="list-style-type: none"> • finely stranded without core end processing 	2x (1,0 ... 1,5 mm ²)
<ul style="list-style-type: none"> • at AWG conductors 	2x (18 ... 14)
Tightening torque	
<ul style="list-style-type: none"> • with screw-type terminals 	0.8 ... 0.9 N·m

Lamp

Type of light source	LED
Color of the light source	blue
Light intensity	450 ... 1 120 mcd
Certificate of suitability	
<ul style="list-style-type: none"> • ATEX 	Yes; BVS 18 ATEX E 030 (IEC 60079-0:2017-12 Edition 7.0; EN 60079-11:2012; ATEX-product guideline 2014/34/EU)
<ul style="list-style-type: none"> • IECEx 	Yes
<ul style="list-style-type: none"> • for gas explosion protection for zone 1/2 	Yes
Explosion device group and category acc. to ATEX	II C
Ex-Marking acc. to ATEX	II 2G Ex ib IIC T4 Gb
Equipment protection level (EPL) acc. to ATEX	Gb
Type of protection acc. to ATEX	Ex ib














Ambient conditions

Ambient temperature	
<ul style="list-style-type: none"> • during operation 	-25 ... +70 °C
<ul style="list-style-type: none"> • during storage 	-40 ... +80 °C
Environmental category during operation acc. to IEC 60721	3M6, 3S2, 3B2, 3K6 (with relative air humidity of 10 ... 95 %, no condensation in operation permitted)

Installation/ mounting/ dimensions

Mounting type	
<ul style="list-style-type: none"> • of modules and accessories 	Floor mounting
Height	33.2 mm
Width	9.8 mm
Depth	29.4 mm

Certificates/approvals

General Product Approval		EMC	For use in hazardous locations		
 CSA	 UL		 RCM	 IECEX	 ATEX
Declaration of Conformity		Test Certificates	Marine / Shipping		
Miscellaneous	 EG-Konf.	Type Test Certificates/Test Report	 ABS	 LRS	 PRS
Marine / Shipping		other			
 RINA	 RMRS	 DNV-GL DNVGL.COM/AF	Confirmation		

Further information

Information- and Downloadcenter (Catalogs, Brochures,...)

<http://www.siemens.com/industrial-controls/catalogs>

Industry Mall (Online ordering system)

<https://mall.industry.siemens.com/mall/en/en/Catalog/product?mlfb=3SU1401-2BB50-1AA2>

Cax online generator

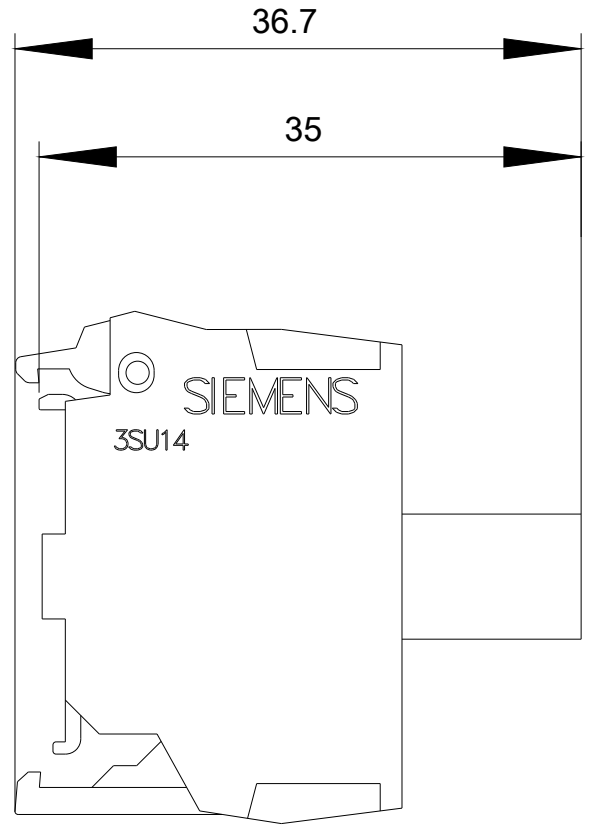
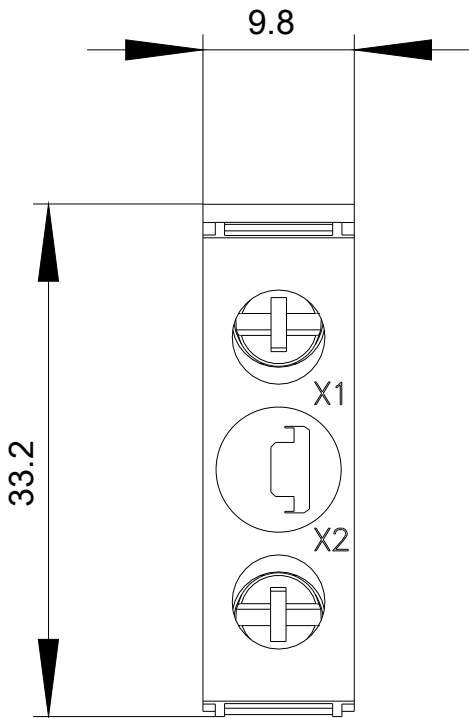
<http://support.automation.siemens.com/WW/CAXorder/default.aspx?lang=en&mlfb=3SU1401-2BB50-1AA2>

Service&Support (Manuals, Certificates, Characteristics, FAQs,...)

<https://support.industry.siemens.com/cs/ww/en/ps/3SU1401-2BB50-1AA2>

Image database (product images, 2D dimension drawings, 3D models, device circuit diagrams, EPLAN macros, ...)

http://www.automation.siemens.com/bilddb/cax_de.aspx?mlfb=3SU1401-2BB50-1AA2&lang=en



last modified:

09/12/2019