

### Main

Range of product	Zelio Relay
Series name	Slim interface relay
Product or component type	Plug-in relay
Device short name	RSL
Contacts type and composition	1 C/O
Contact operation	Standard
[Uc] control circuit voltage	60 V DC
[Ithe] conventional enclosed thermal current	6 A at -40...55 °C
Status LED	Without
Control type	Without push-button

### Complementary

Shape of pin	Flat (PCB type)
Average resistance	16600 Ohm at 23 °C +/- 15 %
Rated operational voltage limits	45...84 V DC
[Ui] rated insulation voltage	277 V conforming to cUL 250 V conforming to EN/IEC
[Uimp] rated impulse withstand voltage	6 kV conforming to IEC
Contacts material	Silver alloy (AgSnO2)
[Ie] rated operational current	6 A (AC-1/DC-1) conforming to IEC/UL
Minimum switching current	10 mA
Maximum switching voltage	277 V
Minimum switching voltage	12 V
Maximum switching capacity	1500 VA 50 W
Minimum switching capacity	120 mW
Operating rate	<= 360 cycles/hour under load

Disclaimer: This documentation is not intended as a substitute for and is not to be used for determining suitability or reliability of these products for specific user applications

	<= 18000 cycles/hour no-load
Mechanical durability	10000000 cycles
Electrical durability	60000 cycles (6 A at 250 V, AC-1) C/O
Operating time	5 ms 12 ms reset
Protection category	RT III
Operating position	Any position
Width	5 mm
Height	28 mm
Depth	18.5 mm
Terminals description ISO n°1	(11-12-14)OC (A1-A2)CO
Product weight	0.0054 kg
Load current	6 A at 250 V AC for 0.5 mm mounting distance
Average coil consumption	0.21 W
Drop-out voltage threshold	>= 0.05 U <sub>c</sub>
Safety reliability data	B10d = 60000
Mounting support	Socket or PCB
Device presentation	Complete product

## Environment

Dielectric strength	1000 V AC (between contacts) 4000 V AC (between coil and contact)
Standards	EN/IEC 61810-1 UL 508 CSA C22.2 No 14
Product certifications	CSA UL EAC
Ambient air temperature for storage	-40...70 °C
Vibration resistance	+/- 1 mm (f = 10...55 Hz) conforming to EN/IEC 60068-2-6
IP degree of protection	IP40 conforming to EN/IEC 60529
Shock resistance	5 gn for 11 ms not operating conforming to EN/IEC 60068-2-27 5 gn for 11 ms in operation conforming to EN/IEC 60068-2-27
Ambient air temperature for operation	-40...55 °C

## Offer Sustainability

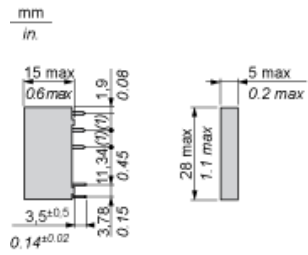
Sustainable offer status	Green Premium product
RoHS (date code: YYWW)	Compliant - since 1417 - Schneider Electric declaration of conformity <a href="#">Schneider Electric declaration of conformity</a>
REACH	Reference not containing SVHC above the threshold <a href="#">Reference not containing SVHC above the threshold</a>
Product environmental profile	Available <a href="#">Product environmental</a>
Product end of life instructions	Need no specific recycling operations

## Contractual warranty

Warranty period	18 months
-----------------	-----------

Dimensions

Relay with Flat Pins (PCB Type)



(1): 5.04 mm / 0.19 in.

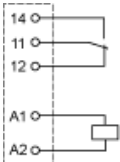
---

Wiring Diagram

---

Relay with Flat Pins (PCB Type)

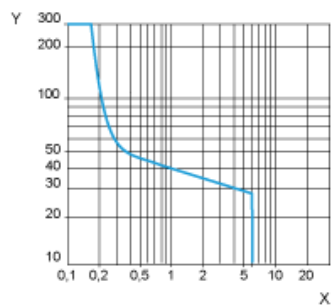
1 C/O contact



Curves for Resistive Load

Maximum Switching Capacity on DC Load

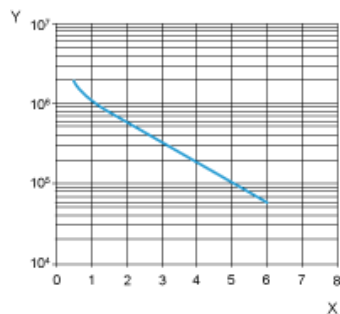
Resistive load



X DC Current  
Y DC Voltage

Electrical Durability

Only tested at 6A/250VAC, projection for the rest  
250 Vac Resistive load



X Switching current (A)  
Y Cycles

Note : These are typical curves, actual durability depends on load, environment, duty cycle, etc.