

## Base strip - EMCV 1,5/ 6-G-3,5 - 1911059

Please be informed that the data shown in this PDF Document is generated from our Online Catalog. Please find the complete data in the user's documentation. Our General Terms of Use for Downloads are valid (<http://phoenixcontact.com/download>)

Header, Nominal current: 8 A, Rated voltage (III/2): 160 V, Number of positions: 6, Pitch: 3.5 mm, Color: green, Contact surface: Tin, Mounting: Press-in




The figure shows a 10-position version of the product

### Why buy this product

- Press-in tools available on request
- Pin strips with ERNI-PRESS flexible press-in zone
- Plug-in direction horizontal and vertical to the PCB
- Processing according to EN 60352-5



### Key commercial data

Packing unit	50 pc
Minimum order quantity	50 pc
GTIN	 4 017918 175801
Weight per Piece (excluding packing)	1.46 g
Custom tariff number	85366990
Country of origin	Germany

### Technical data

#### Dimensions

Length	7.25 mm
Pitch	3.5 mm
Dimension a	17.5 mm
Pin dimensions	0,8 x 0,8 mm
Hole diameter	1.45 mm

#### General

Range of articles	EMCV 1,5/..-G
Insulating material group	IIIa
Rated surge voltage (III/3)	2.5 kV

# Base strip - EMCV 1,5/ 6-G-3,5 - 1911059

## Technical data

### General

Rated surge voltage (III/2)	2.5 kV
Rated surge voltage (II/2)	2.5 kV
Rated voltage (III/3)	160 V
Rated voltage (III/2)	160 V
Rated voltage (II/2)	250 V
Connection in acc. with standard	EN-VDE
Nominal current I <sub>N</sub>	8 A
Maximum load current	8 A
Insulating material	PBT
Inflammability class according to UL 94	V0
Color	green
Number of positions	6

## Classifications

### eCl@ss

eCl@ss 4.0	272607xx
eCl@ss 4.1	27260701
eCl@ss 5.0	27260701
eCl@ss 5.1	27260701
eCl@ss 6.0	27260704
eCl@ss 7.0	27440402
eCl@ss 8.0	27440402

### ETIM

ETIM 3.0	EC001121
ETIM 4.0	EC002637
ETIM 5.0	EC002637

### UNSPSC

UNSPSC 6.01	30211810
UNSPSC 7.0901	39121409
UNSPSC 11	39121409
UNSPSC 12.01	39121409
UNSPSC 13.2	39121409

## Approvals

### Approvals

# Base strip - EMCV 1,5/ 6-G-3,5 - 1911059

## Approvals

Approvals

UL Recognized / cUL Recognized / EAC / cULus Recognized

Ex Approvals

Approvals submitted

## Approval details

UL Recognized		
	B	D
Nominal current I <sub>N</sub>	8 A	8 A
Nominal voltage U <sub>N</sub>	300 V	300 V

cUL Recognized		
	B	D
Nominal current I <sub>N</sub>	8 A	8 A
Nominal voltage U <sub>N</sub>	300 V	300 V

EAC

cULus Recognized		
------------------	--	--

## Accessories

Accessories

Coding element

Coding profile - CP-MSTB - 1734634

Coding profile, is inserted into the slot on the plug or inverted header, red insulating material



## Base strip - EMCV 1,5/ 6-G-3,5 - 1911059

### Accessories

#### Labeled terminal marker

Marker card - SK 3,5/2,8:FORTL.ZAHLEN - 0804073



Marker card, Card, white, labeled, Horizontal: Consecutive numbers 1 - 10, 11 - 20, etc. up to 91 - 99, Mounting type: Adhesive, for terminal block width: 3.5 mm, Lettering field: 3.5 x 2.8 mm

---

### Mounting material

Accessories - EMCV 1,5-SS 1 - 1877274



Stamp set, consisting of upper and lower stamp for 3.81 mm pitch, 2 to 16-pos.

Assembly adapters - EMC 1,5-SH - 1877258



Stamp holder, for upper and lower stamp

---

### Additional products

Printed-circuit board connector - MC 1,5/ 6-ST-3,5 - 1840405



Plug component, Nominal current: 8 A, Rated voltage (III/2): 160 V, Number of positions: 6, Pitch: 3.5 mm, Connection method: Screw connection, Color: green, Contact surface: Tin

Printed-circuit board connector - MCVW 1,5/ 6-ST-3,5 - 1862894



Plug component, Nominal current: 8 A, Rated voltage (III/2): 160 V, Number of positions: 6, Pitch: 3.5 mm, Connection method: Screw connection, Color: green, Contact surface: Tin

# Base strip - EMCV 1,5/ 6-G-3,5 - 1911059

## Accessories

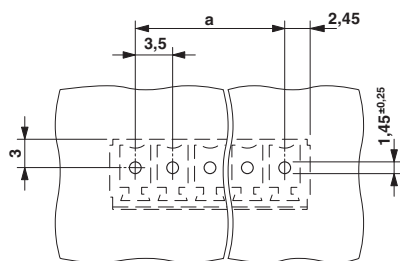
Printed-circuit board connector - MCVR 1,5/ 6-ST-3,5 - 1863194



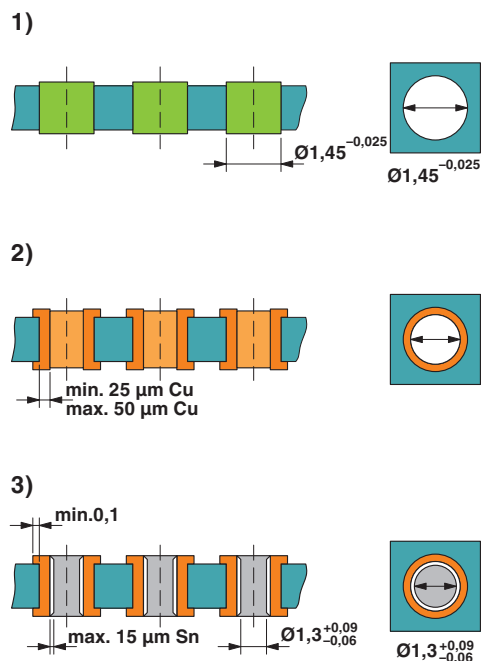
Plug component, Nominal current: 8 A, Rated voltage (III/2): 160 V, Number of positions: 6, Pitch: 3.5 mm, Connection method: Screw connection, Color: green, Contact surface: Tin

## Drawings

Drilling diagram



Drilling diagram



Drill hole layout in FR4 or EP-GC basic material

Dimensioned drawing

