









# CAPABILITIES AND CUSTOM OPTIONS

## POWER METAL STRIP®

Features	Advantage
Low resistance values	Low power dissipation, improved power efficiency
Tight tolerance	More accurate current measurements
Low TCR	Better stability with temperature and applied power
Increased power density	Smaller and lower weight designs
Pulse capability	Robust, fault-tolerant designs

### SPECIALTY DEVICES

Solution	Series
<ul style="list-style-type: none"> <li>Surface-mount, very high power (up to 10 W), very low resistance (down to 0.0002 Ω)</li> <li>Case sizes 0603 to 5931</li> </ul>	<a href="#">WSLP</a> 
<ul style="list-style-type: none"> <li>Surface-mount low resistance value (down to 0.0002 Ω)</li> <li>Wide terminal, 4-terminal, and jumpers</li> </ul>	<a href="#">WSL</a> 
<ul style="list-style-type: none"> <li>4 terminals for improved measurement accuracy and stability</li> <li>Case sizes 0603, 0612, 1206, and 1216</li> </ul>	<a href="#">WSK</a> 
<ul style="list-style-type: none"> <li>High power (10 W), low inductance (&lt; 5 nH)</li> </ul>	<a href="#">WSHM/WSHP</a> 
<ul style="list-style-type: none"> <li>Molded Power Metal Strip resistors and jumpers, high power (up to 5 W)</li> <li>Case size 4527</li> </ul>	<a href="#">WSR</a> 



### CUSTOM OPTIONS

#### Mechanical (as applicable)

- All external dimensions
- Body material and finish
- Lead material and finish
- Identification of current and potential leads
- Part number and marking
- Unit packaging method and marking
- Unit weight and shipping weight

#### Electrical (as applicable)

- Resistance values and tolerance
- Alternate specification: voltage output and tolerance for a given current throughout, e.g. 50 mV ±0.1 % per ampere
- Max. temperature coefficient of resistance
- Max. wattage rating
- Max. reactance
- Max. dielectric withstanding voltage
- Max. current noise
- Max. thermal EMF at the terminals