




GRIP WRENCHES

137

GRIP WRENCH

- With adjusting screw and release lever, model 137 10 with blue dip-insulated lever
- Forged, tempered jaws and special jaw shape for secure gripping, clamping and holding
- GEDORE vanadium steel 31CrV3, nickel-plated
- Jaw body in high-tensile sheet steel
- Automatically welded upper jaw - absolutely firm connection with the sheet steel body
- Well-conceived jaw design guarantees a three-point contact with all material cross-sections
- Threaded bore welded at bottom
- No widening under most extreme loading
- Safe release
- Release lever under constant pressure of special spring



mm	inch	mm	inch	Weight	Code	No.
185	7	25	1	0.288	6406620	137 7
230	10	32	1.1/4	0.526	6406700	137 10
260	11	45	1.3/4	0.790	6407270	137 11
300	12	45	1.3/4	1.042	6406890	137 12

137

GRIP WRENCH

- For working in confined spaces
- For worn bolted connections which otherwise could only be opened with extreme difficulty
- Problem-solver for vehicles and industrial purposes
- Particularly suitable for brake lines, adjustment of track rods, etc.



mm	AF	mm	Weight	Code	No.
10		190	0.324	2325314	137 7-10
11	7/16	190	0.321	2325322	137 7-11
12		195	0.329	2325330	137 7-12
13		195	0.326	2325349	137 7-13
14		198	0.343	2325357	137 7-14
15	19/32	198	0.346	2325365	137 7-15
16	5/8	250	0.591	2325373	137 10-16
17		250	0.587	2325381	137 10-17
18		255	0.607	2325403	137 10-18
19	3/4	255	0.600	2325411	137 10-19
20	25/32	258	0.623	2325438	137 10-20
21		258	0.620	2325446	137 10-21
22		260	0.630	2325454	137 10-22
24		253	0.642	2788349	137 10-24
27		258	0.645	2788357	137 10-27



1500 ES-137

104



139

SPECIAL GRIP WRENCH

- With movable lower jaw for clamping over a large area
- Release lever blue dip-insulated
- Nickel-plated



mm	inch	mm	inch	Weight	Code	No.
250	10	45	1.3/4	0.577	6407940	139

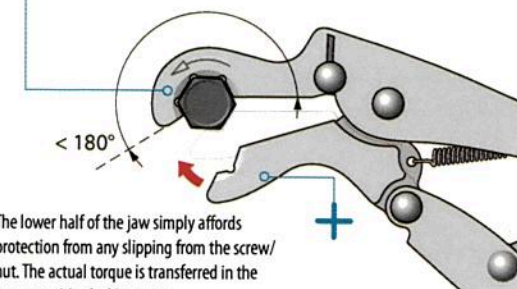
137 Grip wrench

Positive fit joint to the screw/nut is down to the special design of the plier jaw*



positive fit
Off-centre hexagonal division

The upper jaw section covers more than half of the screw head/nut. This produces a positive fit between grip wrench and screw/nut.

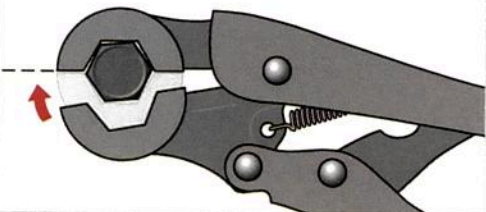


The lower half of the jaw simply affords protection from any slipping from the screw/nut. The actual torque is transferred in the upper, positive locking zone.

- The difference comes from the special profile and shape.
- This combination prevents the pliers from being unintentionally opened -

COMPETING COMPANY

force locking
Centre hexagonal division



* Positive fit joints are not suddenly released. They need, in fact, to change their geometric form; a visible change in form quasi announces their failure.

A lack of force causes force-locking joints to suddenly fail. Accident risk!

