

2-292207-0 ✓ ACTIVE

### AMP Mini CT

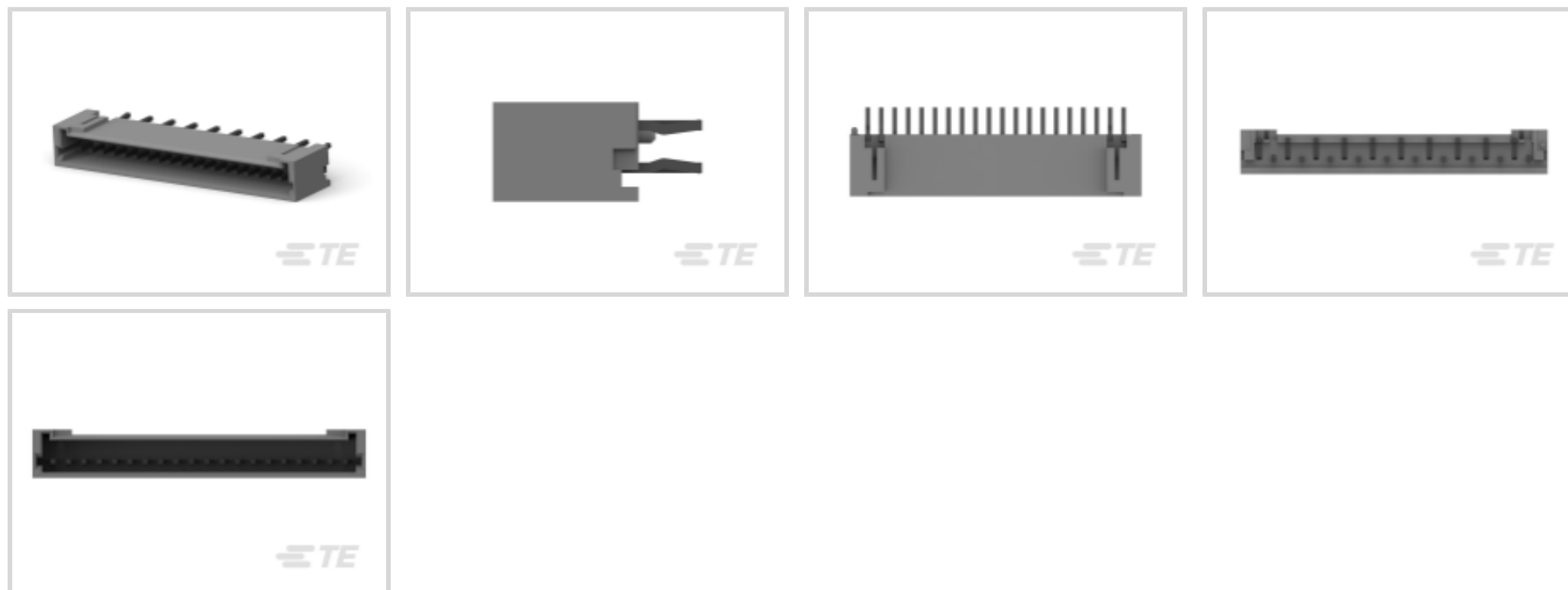
TE Internal #: 2-292207-0

PCB Mount Header, Vertical, Wire-to-Board, 20 Position, 1.5 mm [.059 in] Centerline, Fully Shrouded, Tin (Sn), Through Hole - Solder, AMP Mini CT

[View on TE.com >](#)



Connectors > PCB Connectors > PCB Headers & Receptacles



PCB Connector Type: **PCB Mount Header**

PCB Mount Orientation: **Vertical**

Connector System: **Wire-to-Board**

Number of Positions: **20**

Centerline (Pitch): **1.5 mm [.059 in]**

### Features

#### Product Type Features

PCB Connector Type	PCB Mount Header
Connector System	Wire-to-Board
Header Type	Fully Shrouded
Sealable	No
Connector & Contact Terminates To	Printed Circuit Board
Connector Product Type	Connector Assembly

#### Configuration Features

PCB Mount Orientation	Vertical
Number of Positions	20
Number of Rows	1

#### Electrical Characteristics

Operating Voltage	50 VDC
-------------------	--------

#### Body Features

Primary Product Color	Natural
-----------------------	---------



### Contact Features

Mating Square Post Dimension	.5 mm[.02 in]
PCB Contact Termination Area Plating Material Thickness	1 – 2 $\mu\text{m}$ [39.37 – 78.73 $\mu\text{in}$ ]
Contact Shape & Form	Square
Contact Layout	Staggered
Contact Mating Area Length	2.4 mm[.095 in]
Contact Base Material	Brass
PCB Contact Termination Area Plating Material	Tin
Contact Mating Area Plating Material	Tin (Sn)
Contact Mating Area Plating Material Finish	Matte
Contact Mating Area Plating Material Thickness	1 $\mu\text{m}$ [39.37 $\mu\text{in}$ ]
Contact Type	Pin
Contact Current Rating (Max)	2 A

### Termination Features

Termination Post & Tail Length	3 mm[.118 in]
Square Termination Post & Tail Dimension	.5 mm[.02 in]
Termination Method to PCB	Through Hole - Solder

### Mechanical Attachment

Panel Mount Feature	With
Mating Alignment Type	Polarization
PCB Mount Retention Type	Kinked Legs
PCB Mount Alignment	With
Mating Retention	With
PCB Mount Retention	With
Connector Mounting Type	Board Mount
Mating Alignment	With

### Housing Features

Centerline (Pitch)	1.5 mm[.059 in]
Housing Material	Nylon GF

### Dimensions

Connector Width	4.7 mm[.185 in]
PCB Thickness (Recommended)	1.6 mm[.063 in]



Connector Height	8.4 mm[.33 in]
------------------	----------------

Connector Length	32.5 mm[1.279 in]
------------------	-------------------

### Usage Conditions

Operating Temperature Range	-30 – 105 °C[-22 – 221 °F]
-----------------------------	----------------------------

### Operation/Application

Assembly Process Feature	Pick and Place Cover
--------------------------	----------------------

Circuit Application	Signal
---------------------	--------

### Industry Standards

Compatible With Agency/Standards Products	CSA, UL
---	---------

Compatible With Approved Standards Products	CSA LR7189, UL E28476
---	-----------------------

UL Flammability Rating	UL 94V-0
------------------------	----------

### Packaging Features

Packaging Quantity	450
--------------------	-----

Packaging Method	Box, Tray
------------------	-----------

### Product Compliance

[For compliance documentation, visit the product page on TE.com>](#)

EU RoHS Directive 2011/65/EU	Compliant
------------------------------	-----------

EU ELV Directive 2000/53/EC	Compliant
-----------------------------	-----------

China RoHS 2 Directive MIIT Order No 32, 2016	有害物质含量符合标准要求 No Restricted Substance(s) Above Threshold
---	---

EU REACH Regulation (EC) No. 1907/2006	Current ECHA Candidate List: JUNE 2025 (250) Candidate List Declared Against: JUNE 2025 (250) Does not contain REACH SVHC
--	---

Halogen Content	Not Low Halogen - contains Br or Cl > 900 ppm.
-----------------	--

Solder Process Capability	Wave solder capable to 265°C
---------------------------	------------------------------

#### Product Compliance Disclaimer

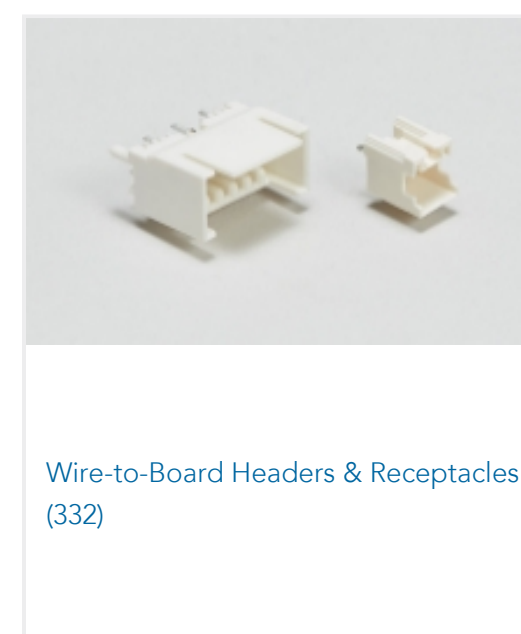
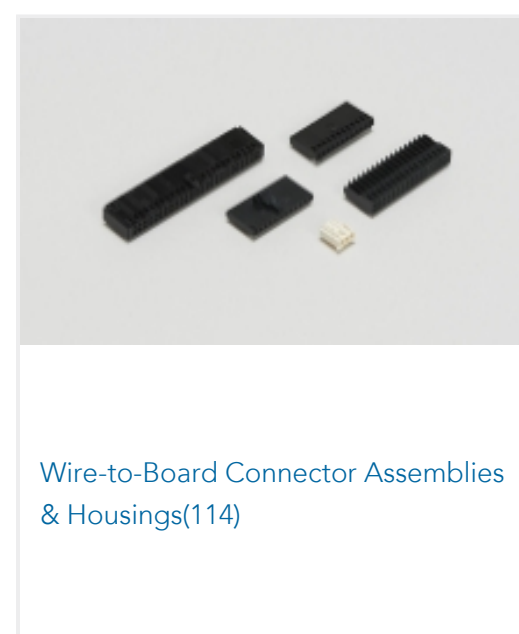




This information is provided based on reasonable inquiry of our suppliers and represents our current actual knowledge based on the information they provided. This information is subject to change. The part numbers that TE has identified as EU RoHS compliant have a maximum concentration of 0.1% by weight in homogenous materials for lead, hexavalent chromium, mercury, PBB, PBDE, DBP, BBP, DEHP, DIBP, and 0.01% for cadmium, or qualify for an exemption to these limits as defined in the Annexes of Directive 2011/65/EU (RoHS2). Finished electrical and electronic equipment products will be CE marked as required by Directive 2011/65/EU. Components may not be CE marked. Additionally, the part numbers that TE has identified as EU ELV compliant have a maximum concentration of 0.1% by weight in homogenous materials for lead, hexavalent chromium, and mercury, and 0.01% for cadmium, or qualify for an exemption to these limits

as defined in the Annexes of Directive 2000/53/EC (ELV). Regarding the REACH Regulation, the information TE provides on SVHC in articles for this part number is based on the latest European Chemicals Agency (ECHA) 'Guidance on requirements for substances in articles' posted at this URL: <https://echa.europa.eu/guidance-documents/guidance-on-reach>

## Compatible Parts



## Also in the Series | AMP Mini CT



## Customers Also Bought





TE Part #1-292207-2  
MINI CT SGL DIP V 12P NAT



TE Part #1-292207-4  
MINI CT SGL DIP V 14P NAT



TE Part #2-292208-4  
MINI CT D/R DIP V 24P V NAT



TE Part #3-292208-2  
MINI CT D/R DIP 32P V NAT



TE Part #3-292208-4  
MINI CT D/R DIP 34P V NAT



TE Part #3-292208-6  
MINI CT D/R DIP 36P V NAT

## Documents

### CAD Files

#### 3D PDF

3D

#### Customer View Model

[ENG\\_CVM\\_CVM\\_2-292207-0\\_G.2d\\_dxf.zip](#)

English

#### Customer View Model

[ENG\\_CVM\\_CVM\\_2-292207-0\\_G.3d\\_igs.zip](#)

English

#### Customer View Model

[ENG\\_CVM\\_CVM\\_2-292207-0\\_G.3d\\_stp.zip](#)

English

By downloading the CAD file I accept and agree to the [Terms and Conditions](#) of use.

### Product Specifications

#### Application Specification

English

### Agency Approvals

#### UL

English