

SIGNAL CONVERTER 24 V AC/DC, 3-WAY
ISOLATION IN: 0 TO 10 V OUT: 4 TO 20 MA SPRING-TYPE TERMINAL



Figure similar

product brandname		SIRIUS
Product designation		Single-range converters
Design of the product		Single-range converters, active

General technical data		
Consumed active power	W	0.29
Insulation voltage for overvoltage category III according to IEC 60664		
• with degree of pollution 3 rated value	V	50
Type of voltage		AC/DC
Shock resistance acc. to IEC 60068-2-27		sinusoidal half-wave 15g / 11 ms
Vibration resistance acc. to IEC 60068-2-6		6 ... 150 Hz: 2 g
Surge voltage resistance rated value	V	2 500
Protection class IP		IP20
Equipment marking		
• acc. to DIN EN 81346-2		T
• acc. to DIN EN 61346-2		K
Display version LED		Yes
Relative metering precision	%	0.1

Relative linearity deviation	%	0.05
Temperature drift per °C	%/°C	0.015
Number of channels		1
Voltage ripple maximum	mV	20
Limit frequency	Hz	30
Settling time for 1 % deviation	ms	17
Rise time	ms	6

Inputs/ Outputs

Type of signal at input		0 ... 10 V
Input voltage		
• maximum	V	30
Type of signal at output		4 ... 20 mA
Property of the output Short-circuit proof		Yes
Load		
• at the current output maximum	Ω	500

Supply voltage

Supply voltage		
• at AC at 50 Hz rated value	V	24 ... 24
• at AC at 60 Hz rated value	V	24 ... 24
• at DC rated value	V	24 ... 24
Supply voltage frequency rated value	Hz	50 ... 60
Operating range factor supply voltage rated value		
• at AC at 50 Hz		0.8 ... 1.1
• at AC at 60 Hz		0.8 ... 1.1
• at DC		0.8 ... 1.1

Electromagnetic compatibility

EMC emitted interference acc. to IEC 60947-1		Environment B
EMI immunity acc. to IEC 60947-1		corresponds to degree of severity 3
Field-bound parasitic coupling acc. to IEC 61000-4-3		0.8 ... 1 GHz 10 V/m, 1.4 ... 2 GHz 3 V/m, 2 ... 2.7 GHz 1 V/m
Conducted interference		
• due to conductor-conductor surge acc. to IEC 61000-4-5		1 kV
• due to burst acc. to IEC 61000-4-4		1 kV 5/50 ns
Electrostatic discharge acc. to IEC 61000-4-2		6 kV contact discharge / 8 kV air discharge

Galvanic isolation

Design of the electrical isolation		3 paths
Galvanic isolation		
• between entrance and outlet		Yes
• between the outputs		No
• between the inputs		No

- between the voltage supply and other circuits

Yes

Connections/Terminals

Type of electrical connection		spring-loaded terminals
Type of connectable conductor cross-sections		
• solid		1x (0.25 ... 2.5 mm ²)
• finely stranded with core end processing		1x (0.25 ... 1.5 mm ²)
• finely stranded without core end processing		1x (0.25 ... 2.5 mm ²)
• at AWG conductors solid		1 x (20 ... 14)
• at AWG conductors stranded		1x (20 ... 14)
Connectable conductor cross-section		
• solid	mm ²	0.25 ... 2.5
• finely stranded with core end processing	mm ²	0.25 ... 1.5
• finely stranded without core end processing	mm ²	0.25 ... 2.5
AWG number as coded connectable conductor cross section		
• stranded		20 ... 14
• solid		20 ... 14

Installation/ mounting/ dimensions

Mounting position		any
Mounting type		snap-on mounting
Height	mm	93
Width	mm	6.2
Depth	mm	72.5
Required spacing		
• with side-by-side mounting		
— forwards	mm	0
— Backwards	mm	0
— upwards	mm	0
— downwards	mm	0
— at the side	mm	0
• for grounded parts		
— forwards	mm	0
— Backwards	mm	0
— upwards	mm	0
— downwards	mm	0
— at the side	mm	0
• for live parts		
— forwards	mm	0
— Backwards	mm	0
— upwards	mm	0
— downwards	mm	0

— at the side

mm	0
----	---

Ambient conditions

Installation altitude at height above sea level maximum	m	2 000
Ambient temperature		
• during operation	°C	-25 ... +60
• during storage	°C	-40 ... +80
• during transport	°C	-40 ... +80
Relative humidity during operation	%	10 ... 95

Further information

Information- and Downloadcenter (Catalogs, Brochures,...)

<http://www.siemens.com/industrial-controls/catalogs>

Industry Mall (Online ordering system)

<https://mall.industry.siemens.com/mall/en/en/Catalog/product?mlfb=3RS7000-2DE00>

Cax online generator


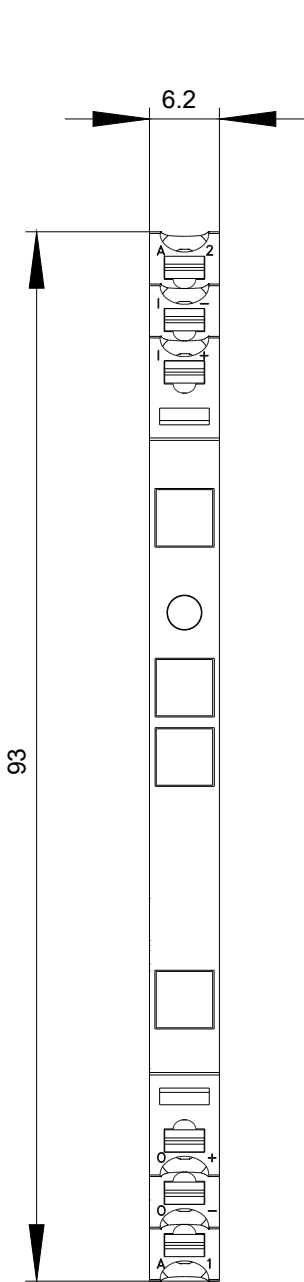
<http://support.automation.siemens.com/WW/CAXorder/default.aspx?lang=en&mlfb=3RS7000-2DE00>

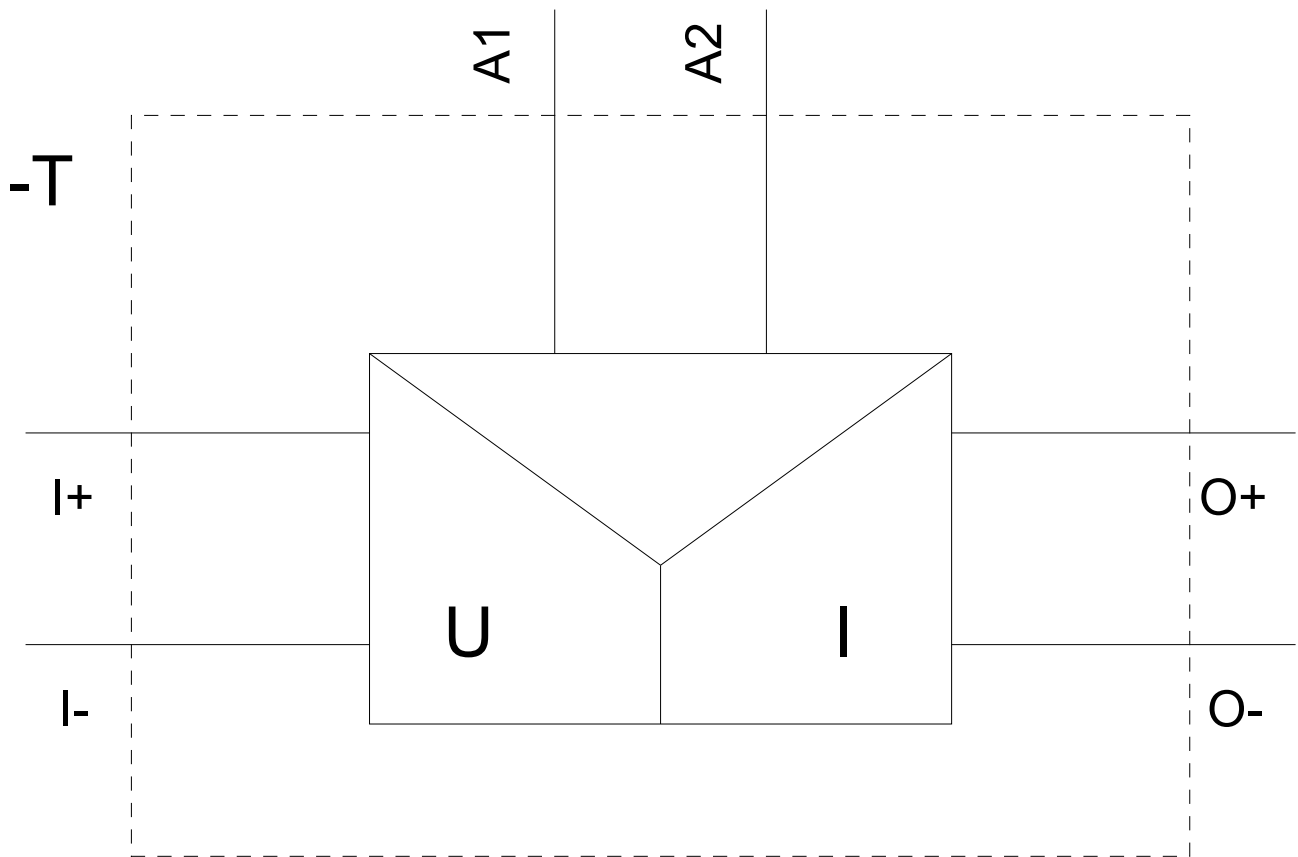
Service&Support (Manuals, Certificates, Characteristics, FAQs,...)

<https://support.industry.siemens.com/cs/ww/en/ps/3RS7000-2DE00>

Image database (product images, 2D dimension drawings, 3D models, device circuit diagrams, EPLAN macros, ...)

http://www.automation.siemens.com/bilddb/cax_de.aspx?mlfb=3RS7000-2DE00&lang=en





last modified:

04/30/2017